

Showerpipe with shower thermostat without hand shower - Brushed Light Gold SERIES SPECIFIC

34 460 979 Product version from 7/1/2022



- shower with fixed riser projection 453mm
- overhead shower: rain flow
- rain shower Ø 300 mm
- rain shower with anti-scale system
- max. rainshower flow 14 l/min
- rotary diverter with volume control and shut-off function
- slide-on rosettes Ø 70 mm
- height of fittings up to rain shower (bottom edge) 1009mm
- height of fittings up to top edge of elbow 1150mm
- gauge 150 mm - 13 mm
- metal shower hose 1750mm with integrated anti-twist protection
- 1/2" connection
- slide bar
- Pipe diameter 23.5 mm
- quick clearing
- This product can help a building meet the requirements of Green Building Rating Systems, e.g. LEED®, BREEAM®, DGNB

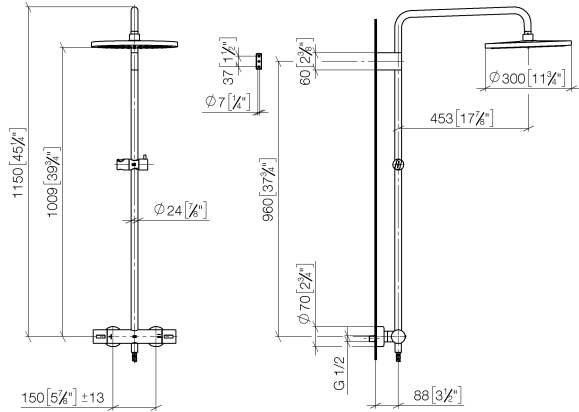
Intrinsic protection against back flow.

	Brushed Light Gold	34 460 979-27 0050
	Chrome	34 460 979-00 0050
	Brushed Platinum	34 460 979-06 0050
	Platinum	34 460 979-08 0050
	Dark Chrome	34 460 979-19 0050
	Light Gold	34 460 979-26 0050
	Brushed Durabronze (23kt Gold)	34 460 979-28 0050
	Matte Black	34 460 979-33 0050
	Brushed Dark Brass	34 460 979-39 0050
	Brushed Bronze	34 460 979-42 0050
	Brushed Champagne (22kt Gold)	34 460 979-46 0050
	Champagne (22kt Gold)	34 460 979-47 0050
	Brushed Chrome	34 460 979-93 0050
	Brushed Dark Platinum	34 460 979-99 0050

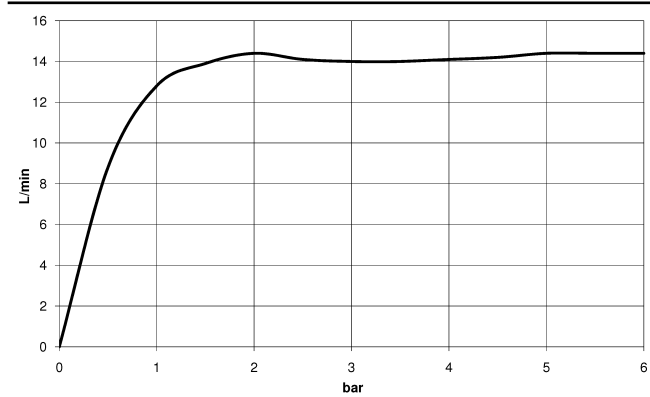
Showerpipe with shower thermostat without hand shower - Brushed Light Gold SERIES SPECIFIC

34 460 979 Product version from 7/1/2022

mm [inches]
1:10



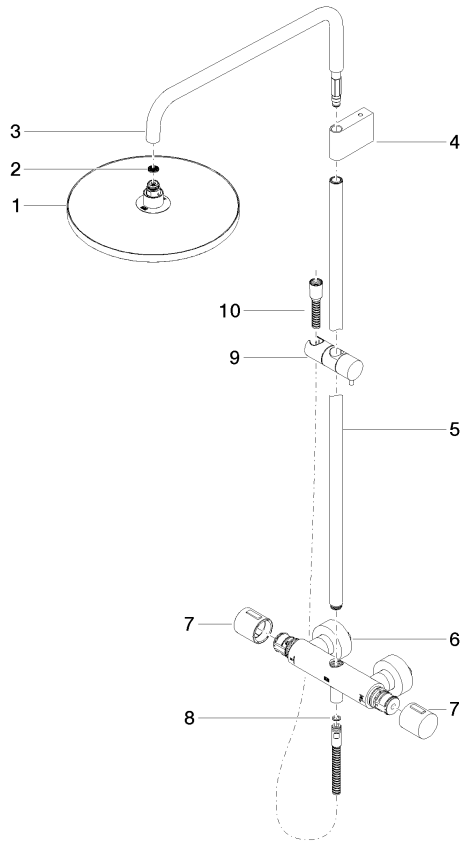
Flow rate chart



Showerpipe with shower thermostat without hand shower - Brushed Light Gold SERIES SPECIFIC

34 460 979 Product version from 7/1/2022

Parts for other
finishes can be found
here: [Chrome](#)



Spare parts list

No.	Item Number	Name	Quantity used	Delivery time
7	90 17 33 015 00-27	handle	2.00	20
6	04 17 01 250 00-27	connection	1.00	60
10	28 322 970-27	Metal shower hose 1/2" x 3/8" x 1750 mm - Brushed Light Gold	1.00	20
9	12 570 970-27	Slide unit - Brushed Light Gold	1.00	60
2	09 23 01 039 90	sieve	1.00	2
8	90 14 20 026 00 90	seal	1.00	2
3	90 28 22 348 00-27	pipe	1.00	20
4	90 17 11 150 00-27	holder	1.00	20
5	90 28 22 349 00-27	pipe	1.00	20
1	90 12 05 091 00-27	shower	1.00	20