













## Concealed single-lever mixer with diverter - Brushed Dark Brass

SERIES SPECIFIC

36 120 660 Product version from 2/20/2020



- automatic diverter
- cover plate Ø 150 mm
- WRAS

	Brushed Dark Brass	36 120 660-39
	Chrome	36 120 660-00
	Brushed Platinum	36 120 660-06
	Platinum	36 120 660-08
	Dark Chrome	36 120 660-19
	Light Gold	36 120 660-26
	Brushed Light Gold	36 120 660-27
	Brushed Durabrass (23kt Gold)	36 120 660-28
	Matte Black	36 120 660-33
	Brushed Bronze	36 120 660-42
	Brushed Champagne (22kt Gold)	36 120 660-46
	Champagne (22kt Gold)	36 120 660-47
	Brushed Chrome	36 120 660-93
	Brushed Dark Platinum	36 120 660-99

36 120 660 Product version from 2/20/2020

mm [inches]



### Flow rate chart



### Codes & Standards

DIN 4109

ISO 3822

Scottish Water  
Byelaws

UK Water Supply  
Regulations

Ü-Zeichen



## Concealed single-lever mixer with diverter - Brushed Dark Brass

SERIES SPECIFIC

36 120 660 Product version from 2/20/2020

Certificates and sustainability

LGA\_19

WRAS\_2207

## Concealed single-lever mixer with diverter - Brushed Dark Brass

SERIES SPECIFIC

36 120 660 Product version from 2/20/2020

Parts for other  
finishes can be found  
here: [Chrome](#)

