


36 425 809 Product version from 4/1/2025




- cover plate Ø 150 mm
- temperature control handle with safety limit stop at 38°C
- hot water temperature limiter, can be preset
- WRAS

|   |                                |               |
|---|--------------------------------|---------------|
|  | Dark Chrome                    | 36 425 809-19 |
|  | Chrome                         | 36 425 809-00 |
|  | Brushed Platinum               | 36 425 809-06 |
|  | Platinum                       | 36 425 809-08 |
|  | Brushed Durabronze (23kt Gold) | 36 425 809-28 |
|  | Brushed Dark Brass             | 36 425 809-39 |
|  | Brushed Bronze                 | 36 425 809-42 |
|  | Brushed Champagne (22kt Gold)  | 36 425 809-46 |
|  | Champagne (22kt Gold)          | 36 425 809-47 |
|  | Brushed Dark Platinum          | 36 425 809-99 |


#### Required miscellaneous

|   |  |               |
|---|--|---------------|
|  | <b>Concealed thermostat -</b><br>• max. recess depth 136 mm<br>• min. recess depth 80 mm | 35 425 970 90 |
|---|--|---------------|


#### Recommended miscellaneous

|   |  |               |
|---|--|---------------|
|  | <b>xGRID Attachment set for integrating in the dry wall construction -</b> | 12 340 970 90 |
|---|--|---------------|

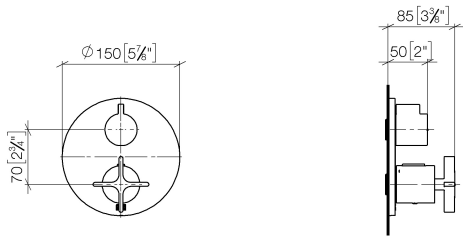
#### Required miscellaneous

|   |  |               |
|---|--|---------------|
|  | <b>Concealed thermostat with built-in isolators -</b><br>• max. recess depth 136 mm<br>• min. recess depth 80 mm | 35 426 970 90 |
|---|--|---------------|

#### Required miscellaneous

|   |  |               |
|---|--|---------------|
|  | <b>xGRID Installation track 555 mm -</b> | 12 360 970 90 |
|---|--|---------------|

mm [inches]



### Flow rate chart



### Codes & Standards

|                             |           |            |                        |
|-----------------------------|-----------|------------|------------------------|
| DIN 4109                    | EN 1111   | ISO 3822   | Scottish Water Byelaws |
| UK Water Supply Regulations | Ü-Zeichen | VA-Zeichen |                        |



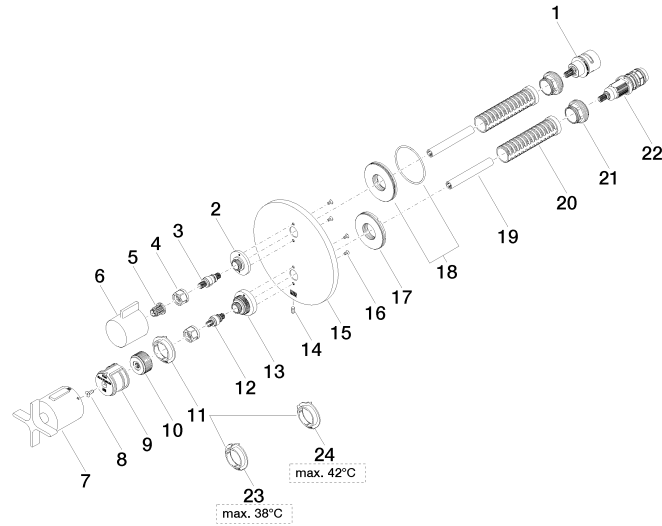
VAIA Concealed thermostat with one function volume control - Dark Chrome

VAIA

36 425 809 Product version from 4/1/2025

Certificates and sustainability

|        |        |        |             |
|--------|--------|--------|-------------|
| LGA_19 | ETA_20 | LGA_19 | WRAS_250402 |
|--------|--------|--------|-------------|



## Spare parts list

| No. | Item Number        | Name       | Quantity used | Delivery time |
|-----|--------------------|------------|---------------|---------------|
| 7   | 90 17 33 032 00-19 | handle     | 1.00          | 20            |
| 1   | 90 90 03 166 00 90 | top        | 1.00          | 2             |
| 23  | 09 28 10 188 90    | regulator  | 1.00          | 2             |
| 16  | 09 30 30 157 90    | screw      | 4.00          | 2             |
| 18  | 90 30 01 190 00 90 | disc       | 1.00          | 2             |
| 22  | 90 15 02 013 00 90 | cartridge  | 1.00          | 2             |
| 11  | 09 28 10 187 90    | regulator  | 1.00          | 2             |
| 15  | 09 11 02 242-19    | plate      | 1.00          | 20            |
| 17  | 09 30 01 296 90    | disc       | 1.00          | 2             |
| 13  | 09 12 12 051-19    | base       | 1.00          | 20            |
| 12  | 04 29 06 024 01-00 | spindle    | 1.00          | 10            |
| 5   | 90 12 12 002 00 90 | fixing cap | 1.00          | 2             |
| 3   | 04 29 06 111 01-00 | spindle    | 1.00          | 10            |
| 21  | 09 24 04 257 90    | nut        | 2.00          | 2             |
| 14  | 09 31 11 134 90    | pin        | 1.00          | 2             |
| 10  | 09 12 12 054 90    | base       | 1.00          | 2             |
| 24  | 09 28 10 189 90    | regulator  | 1.00          | 2             |
| 2   | 09 12 12 053-19    | base       | 1.00          | 20            |
| 6   | 09 20 67 006-19    | handle     | 1.00          | 20            |
| 19  | 90 23 01 124 00 90 | sleeve     | 2.00          | 2             |
| 9   | 90 12 12 052 00 90 | base       | 1.00          | 2             |
| 4   | 90 23 30 023 00 90 | nut        | 2.00          | 2             |
| 8   | 90 30 30 124 00 90 | screw      | 1.00          | 2             |
| 20  | 90 18 40 077 01 90 | spindle    | 2.00          | 2             |