


Single sink - Stainless Steel

38 400 003



- under-mounted
 - 400 x 400 mm
 - sink depth 175 mm
 - suitable for base units 450 mm
 - radius 12 mm
- Drain and overflow set not included in the scope of supply. See Required miscellaneous.**
- Drain and overflow set not included in the scope of supply. See Required miscellaneous.

Required miscellaneous




Pop-up waste and overflow with electronic control - Stainless Steel

• 3½" electronic drain valve (TouchFlow)

10 410 003-85

Required miscellaneous




Pop-up waste and overflow with knob - Stainless Steel

• 3½" strainer waste valve

10 405 003-85

Required miscellaneous



Pop-up waste and overflow closable by hand - Stainless Steel

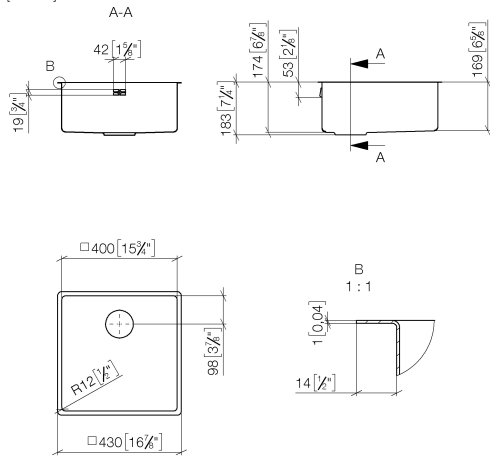
• 3½" drain valve closable by hand

10 400 003-85

Single sink - Stainless Steel

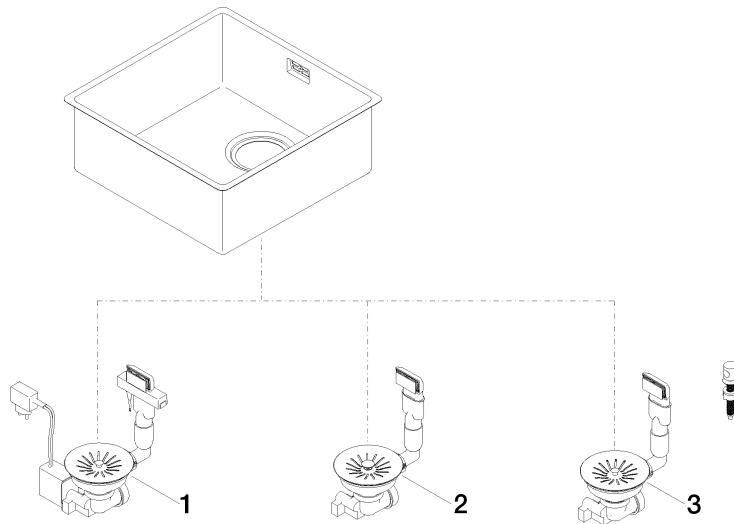
38 400 003

mm [inches]



Single sink - Stainless Steel

38 400 003



Spare parts list

No.	Item Number	Name	Quantity used	Delivery time
1	10 410 003-85	Pop-up waste and overflow with electronic control - Stainless Steel	1	2
2	10 400 003-85	Pop-up waste and overflow closable by hand - Stainless Steel	1	2
3	10 405 003-85	Pop-up waste and overflow with knob - Stainless Steel	1	2