

MEM Washstand fitting with electronic opening and closing function without pop-up waste - Brushed Dark Platinum

MEM

44 521 782



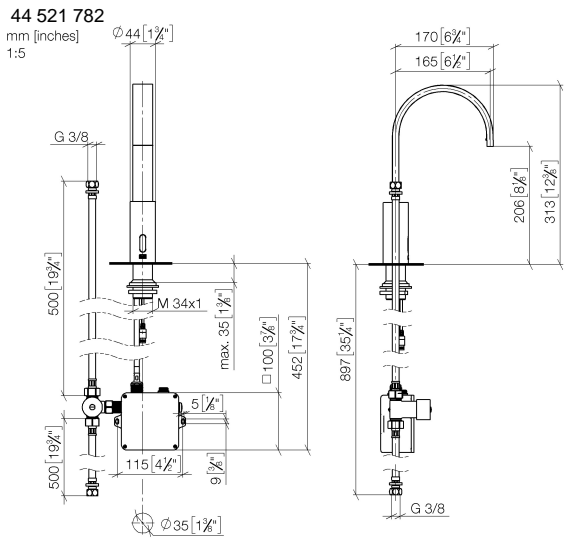
- 165mm projection
- Infrared sensor technology
- height of mixer 313 mm
- height up to aerator 206 mm
- hole diameter 35 mm
- fixed spout
- max. flow 5.7 l/min
- rectangular, air-enriched flow
- suitable for thermal disinfection
- Automatic shut-off after pre-set time is reached
- Indirect temperature control (undercounter)
- Control box included
- Adjustable sensor detection range
- Battery or plug-in power supply operated (batteries not included)
- 4x AA (1.5V) batteries required
- lead-free
- 1x screw-in M 8 x 1 pressure hose, leak-tested
- This product can help a building meet the requirements of Green Building Rating Systems, e.g. LEED®, BREEAM®, DGNB
- WRAS 2211011

Batteries not included

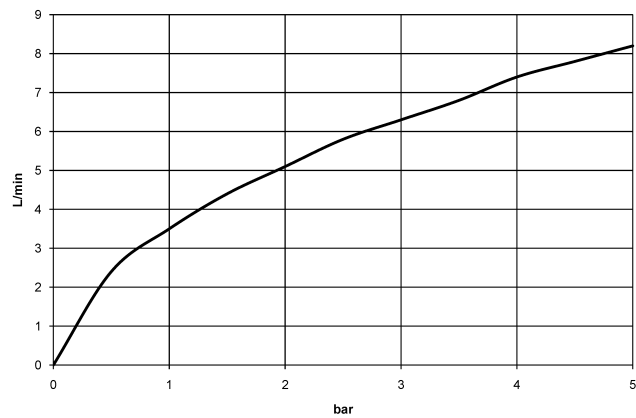
	Brushed Dark Platinum	44 521 782-99
	Chrome	44 521 782-00
	Brushed Platinum	44 521 782-06
	Platinum	44 521 782-08
	Dark Chrome	44 521 782-19
	Brushed Durabronze (23kt Gold)	44 521 782-28
	Matte Black	44 521 782-33
	Champagne (22kt Gold)	44 521 782-47
	Brushed Chrome	44 521 782-93

MEM Washstand fitting with electronic opening and closing function without pop-up waste - Brushed Dark Platinum

MEM



Flow rate chart



Codes & Standards

DIN 4109	EN 1717	ISO 3822	Scottish Water Byelaws
UK Water Supply Regulations	Ü-Zeichen		



MEM Washstand fitting with electronic opening and closing function without pop-up waste - Brushed Dark Platinum

MEM

44 521 782

Certificates

WRAS_2211

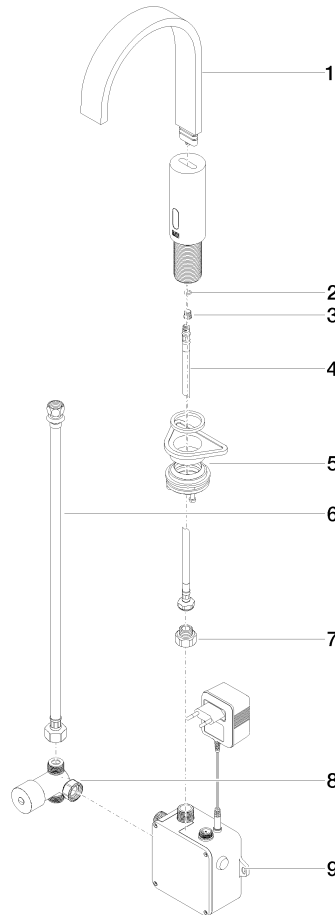
Belgaqua_23-210-2 LGA_38

MEM Washstand fitting with electronic opening and closing function without pop-up waste - Brushed Dark Platinum

MEM

44 521 782

Parts for other
finishes can be found
here: [Chrome](#)





MEM Washstand fitting with electronic opening and closing function without
pop-up waste - Brushed Dark Platinum

MEM

44 521 782

Spare parts list

No.	Item Number	Name	Quantity used	Delivery time
	90 28 22 373 00-99	spout	10	30