

Showerpipe with single-lever shower mixer - Platinum








IMO

ST 050 306 7979



Fits: IMO, LULU, TARA, LISSÉ, VAIA, META, CYO

- shower with fixed riser projection 450mm
 - Rain shower: PURE RAIN, max. flow rate 14 l/min (at 3 bar)
 - rain shower Ø 220 mm
 - rain shower with anti-scale system
 - Hand shower: COMPACT RAIN, max. flow rate 15 l/min (at 3 bar)
 - spray head Ø 100mm
 - height of fittings up to rain shower (bottom edge) 1010mm
 - height of fittings up to top edge of elbow 1150mm
 - metal shower hose 1750mm with integrated anti-twist protection
 - 1/2" connection
 - slide bar
 - Pipe diameter 23.5 mm
 - automatic diverter for fixed-riser shower/hand shower
- Intrinsic protection against back flow.**

	Platinum	ST 050 306 7979-08
	Chrome	ST 050 306 7979-00
	Brushed Platinum	ST 050 306 7979-06
	Dark Chrome	ST 050 306 7979-19
	Brushed Durabronze (23kt Gold)	ST 050 306 7979-28
	Matte Black	ST 050 306 7979-33
	Brushed Dark Platinum	ST 050 306 7979-99

Individual components of this set

You need the following components for this set

1x 28 015 979-08



1x 36 112 970-08



Showerpipe with single-lever shower mixer - Platinum

IMO





























ST 050 306 7979



- COMPACT RAIN, max. flow rate 15 l/min (at 3 bar)
- with anti-scale system
- spray head Ø 100mm
- 1/2" connection
- WRAS 2009011

Intrinsic protection against back flow.



Fits: IMO, LULU, MADISON, MEM, TARA,
CL.1, LISSÉ, VAIA, META, CYO

	Platinum	28 015 979-0
	Chrome	28 015 979-00 001
	Chrome	28 015 979-00 005
	Brushed Platinum	28 015 979-06 001
	Brushed Platinum	28 015 979-06 005
	Platinum	28 015 979-08 001
	Platinum	28 015 979-08 005
	Matte White	28 015 979-10 005
	Dark Chrome	28 015 979-19 001
	Dark Chrome	28 015 979-19 005
	Light Gold	28 015 979-26 005
	Light Gold	28 015 979-2
	Light Gold	28 015 979-26 001
	Brushed Light Gold	28 015 979-27 005
	Brushed Light Gold	28 015 979-2
	Brushed Light Gold	28 015 979-27 001
	Brushed Durabronze (23kt Gold)	28 015 979-28 001
	Brushed Durabronze (23kt Gold)	28 015 979-28 005
	Matte Black	28 015 979-33 001
	Matte Black	28 015 979-33 005
	Brushed Bronze	28 015 979-42 001
	Brushed Bronze	28 015 979-42 005
	Brushed Champagne (22kt Gold)	28 015 979-46 001
	Brushed Champagne (22kt Gold)	28 015 979-46 005
	Champagne (22kt Gold)	28 015 979-47 001
	Champagne (22kt Gold)	28 015 979-47 005
	Brushed Chrome	28 015 979-93 001
	Brushed Chrome	28 015 979-93 005

Showerpipe with single-lever shower mixer - Platinum

IMO

ST 050 306 7979

	Brushed Dark Platinum	28 015 979-99 001
	Brushed Dark Platinum	28 015 979-99 005

ST 050 306 7979

0
—
0
—

ST 050 306 7979

mm [inches]



Flow rate chart



Certificates

WRAS_2009 DVGW_DW-6517DN0 LGA_29



Showerpipe with single-lever shower mixer - Platinum

IMO

ST 050 306 7979

Codes & Standards

DIN 4109	EN 1112	ISO 3822	Scottish Water Byelaws
UK Water Supply Regulations	Ü-Zeichen		

Product version from 4/1/2024

Parts for other
finishes can be found
here: [Chrome](#)





Showerpipe with single-lever shower mixer - Platinum

IMO

ST 050 306 7979

Spare parts list

Product version from 4/1/2024

No.	Item Number	Name	Quantity used	Delivery time
	09 23 01 039 90	sieve	1	2

Showerpipe with single-lever shower mixer - Platinum

IMO

ST 050 306 7979



Fits: IMO, LULU, TARA, LISSÉ, VAIA, META

- shower with fixed riser projection 450mm
- overhead shower: rain flow
- rain shower Ø 220 mm
- rain shower with anti-scale system
- max. rainshower flow 14 l/min
- height of fittings up to rain shower (bottom edge) 1010mm
- height of fittings up to top edge of elbow 1150mm
- metal shower hose 1750mm with integrated anti-twist protection
- 1/2" connection
- slide bar
- Pipe diameter 23.5 mm
- automatic diverter for fixed-riser shower/hand shower
- quick clearing
- WRAS 2101043

This article does not include a hand shower!
Intrinsic protection against back flow.

This article does not include a hand shower!

Intrinsic protection against back flow.

	Platinum	36 112 970-0
	Chrome	36 112 970-0
	Chrome	36 112 970-00 005
	Brushed Platinum	36 112 970-0
	Brushed Platinum	36 112 970-06 005
	Platinum	36 112 970-08 005
	Dark Chrome	36 112 970-1
	Dark Chrome	36 112 970-19 005
	Brushed Light Gold	36 112 970-27 005
	Brushed Light Gold	36 112 970-2
	Brushed Durabrass (23kt Gold)	36 112 970-2
	Brushed Durabrass (23kt Gold)	36 112 970-28 005
	Matte Black	36 112 970-3
	Matte Black	36 112 970-33 005
	Brushed Bronze	36 112 970-4
	Brushed Bronze	36 112 970-42 005
	Brushed Champagne (22kt Gold)	36 112 970-4
	Brushed Champagne (22kt Gold)	36 112 970-46 005
	Champagne (22kt Gold)	36 112 970-4
	Champagne (22kt Gold)	36 112 970-47 005
	Brushed Chrome	36 112 970-9
	Brushed Chrome	36 112 970-93 005
	Brushed Dark Platinum	36 112 970-9
	Brushed Dark Platinum	36 112 970-99 005

ST 050 306 7979

8
—
0
—
0
—
6
—
0
—
0
—
9
—
0
—
0
—
7
—
8
—
0
—
3
—
0
—
2
—
0
—
6
—
0
—
7
—
0
—
3
—
0
—
9
—
0
—

Showerpipe with single-lever shower mixer - Platinum

IMO

ST 050 306 7979

Required miscellaneous

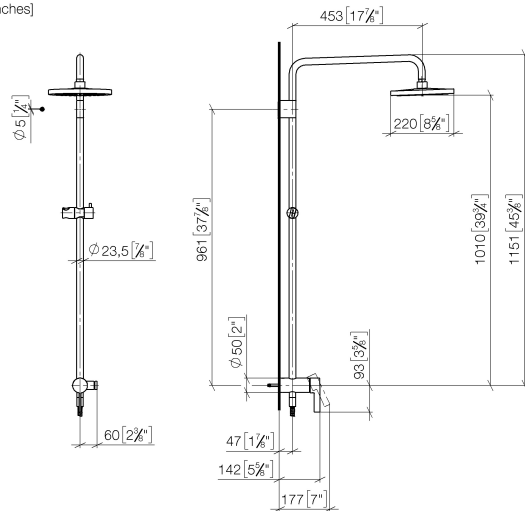


- Concealed wall mounting -**
- max. recess depth 105 mm
 - min. recess depth 80 mm

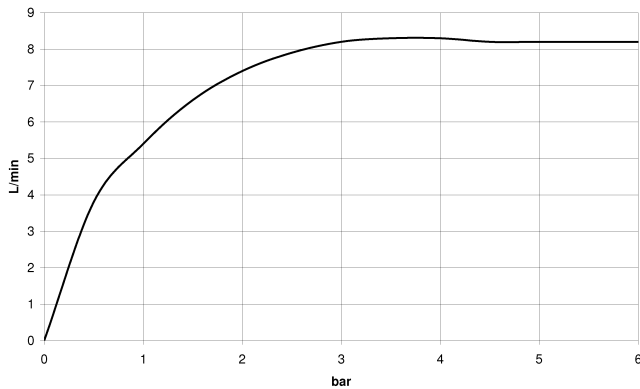
35 050 970 90

ST 050 306 7979

mm [inches]
1:10



Flow rate chart



Certificates

DVGW_DW-
6512DN0

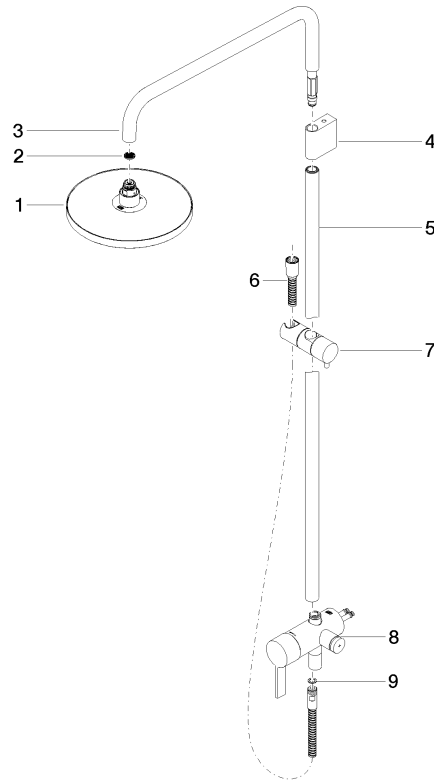
Belgaqua_21-025-2 LGA_38

WRAS_2101

Codes & Standards

DIN 4109	EN 1717	EN 817	ISO 3822
Scottish Water Byelaws	UK Water Supply Regulations	Ü-Zeichen	

Product version from 4/1/2024





Showerpipe with single-lever shower mixer - Platinum

IMO

ST 050 306 7979

Spare parts list

Product version from 4/1/2024

No.	Item Number	Name	Quantity used	Delivery time
	04 12 05 092 00-08	shower	9	40