







CL.1 Bath spout for wall mounting - Brushed Platinum

CL.1

13 801 705 Product version from 3/9/2015



- 205mm projection
- rectangular spray pattern with 55 individual jets
- hole diameter 37 mm
- 1/2" connection
- plug-link mounting
- max. flow 24.6 l/min at 3 bar flow pressure
- WRAS

| | | |
|---|-------------------------------|---------------|
|  | Brushed Platinum | 13 801 705-06 |
|  | Chrome | 13 801 705-00 |
|  | Dark Chrome | 13 801 705-19 |
|  | Brushed Champagne (22kt Gold) | 13 801 705-46 |
|  | Champagne (22kt Gold) | 13 801 705-47 |
|  | Brushed Dark Platinum | 13 801 705-99 |

Recommended miscellaneous



- Concealed wall elbow -

•max. recess depth 163 mm

•min. recess depth 90 mm

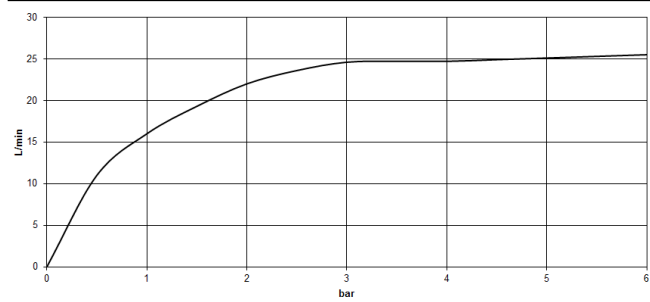
35 085 970 90

13 801 705 Product version from 3/9/2015

mm [inches]



Flow rate chart



Codes & Standards

| | | | |
|---------------------------|--------------------------------|-----------|----------|
| ASME A112.18.1 | cUPC | DIN 4109 | ISO 3822 |
| Scottish Water Byelaws | UK Water Supply Regulations | Ü-Zeichen | |



CL.1 Bath spout for wall mounting - Brushed Platinum

CL.1

13 801 705 Product version from 3/9/2015

Certificates and sustainability

WRAS_1512

IAPMO_4976

LGA_28



Spare parts list

| No. | Item Number | Name | Quantity used | Delivery time |
|-----|--------------------|-----------|---------------|---------------|
| 4 | 09 31 20 027 10-00 | plug | 2.00 | 10 |
| 5 | 09 14 10 132 90 | seal | 2.00 | 2 |
| 1 | 09 24 03 081 10 90 | extension | 1.00 | 2 |
| 7 | 90 11 02 299 00 90 | aerator | 1.00 | 2 |
| 3 | 09 14 10 119 90 | seal | 1.00 | 2 |
| 2 | 09 24 03 180 90 | nipple | 1.00 | 2 |
| 6 | 90 31 11 004 00 90 | pin | 1.00 | 2 |