






CL.1 Deck valve anti-clockwise closing hot - Brushed Platinum

CL.1

20 006 706 Product version from 3/9/2015



- with CASCADE structure
- hole diameter 32 mm
- rosette 60 x 47 mm
- with hot marking
- WRAS

	Brushed Platinum	20 006 706-06
	Chrome	20 006 706-00
	Dark Chrome	20 006 706-19
	Brushed Champagne (22kt Gold)	20 006 706-46
	Champagne (22kt Gold)	20 006 706-47
	Brushed Dark Platinum	20 006 706-99

mm [inches]



Flow rate chart



Codes & Standards

ASME A112.18.1	cUPC	DIN 4109	ISO 3822
NSF372	NSF61	Scottish Water Byelaws	UK Water Supply Regulations

Ü-Zeichen



CL.1 Deck valve anti-clockwise closing hot - Brushed Platinum

CL.1

20 006 706 Product version from 3/9/2015

Certificates and sustainability

WRAS_1804	IAPMO_N-4	LGA_28	IAPMO_4976	IAPMO_6
WRAS_240202				

Parts for other
finishes can be found
here: [Chrome](#)



Spare parts list

No.	Item Number	Name	Quantity used	Delivery time
7	09 30 11 059 90	disc	1.00	2
4	04 23 10 032 78 90	fixing set	1.00	2
5	04 17 11 023 10 90	distributor	1.00	2
2	04 17 11 058 52 90	side panel	1.00	2
3	90 90 03 152 00 90	top	1.00	2
8	09 23 10 012 90	nut	1.00	2
1	90 20 70 053 07-06	handle (hot)	1.00	10
6	90 23 30 040 00-06	threaded connector	1.00	10