






MEM Single-lever bath mixer with stand pipe for free-standing assembly with hand shower set - Brushed Durabron (23kt Gold)

MEM

25 863 782



- spout: cascade
- max. flow 25.1 l/min at 3 bar flow pressure
- Hand shower: COMPACT RAIN, max. flow rate 8 l/min (at 3 bar)
- bar-type hand shower with anti-scale system
- wall bracket
- 267mm projection
- automatic bath/shower diverter
- total height - mm
- stand pipe height - mm
- height up to aerator - mm
- push-on rosette 131 x 131 mm
- metal shower hose 1250mm with integrated anti-twist protection

	Brushed Durabron (23kt Gold)	25 863 782-28 0050
	Chrome	25 863 782-00 0050
	Brushed Platinum	25 863 782-06 0050
	Platinum	25 863 782-08 0050
	Dark Chrome	25 863 782-19 0050
	Brushed Champagne (22kt Gold)	25 863 782-46 0050
	Champagne (22kt Gold)	25 863 782-47 0050
	Brushed Dark Platinum	25 863 782-99 0050

Required miscellaneous



- Concealed floor mounting -**
- max. recess depth 150 mm
 - min. recess depth 80 mm

35 945 970 90



MEM Single-lever bath mixer with stand pipe for free-standing assembly with hand shower set - Brushed Durabronss (23kt Gold)

MEM

25 863 782

MEM Single-lever bath mixer with stand pipe for free-standing assembly with hand shower set - Brushed Durabronz (23kt Gold)

MEM

25 863 782



MEM Single-lever bath mixer with stand pipe for free-standing assembly with hand shower set - Brushed Durabron (23kt Gold)

MEM

25 863 782

Spare parts list

No.	Item Number	Name	Quantity used	Delivery time
28	90 31 20 087 00-28	plug	1.00	20
10	09 31 09 094 20-28	pull-rod	1.00	60
7	90 14 10 010 00 90	seal	2.00	2
2	90 30 02 072 00-28	Metal shower hose 1/2" x 3/8" x 1250 mm - Brushed Durabron (23kt Gold)	1.00	20
23	09 24 04 298 90	nut	1.00	2
32	04 28 22 024 00-28	pipe	1.00	60
11	90 14 10 055 00 90	seal	1.00	2
9	90 16 02 023 00 90	spring	1.00	2
36	09 14 10 018 90	seal	1.00	2
24	09 14 10 037 90	seal	1.00	2
16	90 14 20 026 00 90	seal	1.00	2
18	04 31 20 034 00 90	plug	2.00	2
19	09 23 01 057 90	flow reducer	1.00	2
30	04 28 22 025 00 90	connection	2.00	2
12	09 21 34 080-28	nipple	1.00	60
27	90 31 11 030 00 90	pin	1.00	2
21	09 14 10 148 90	seal	1.00	2
34	09 14 03 107 90	seal	1.00	2
26	09 20 67 014-28	handle	1.00	20
22	90 15 05 039 00 90	cartridge	1.00	2
4	09 31 11 058 90	pin	1.00	2
13	90 14 10 033 00 90	seal	1.00	2
8	09 24 03 130-28	nipple	1.00	-
Spare part can no longer be ordered, please order the replacement item				
17	90 28 22 392 00-28	spout	1.00	20
20	09 14 10 031 90	seal	2.00	2
31	09 20 93 051 90	holder	2.00	2
6	90 23 01 141 00 90	back-flow preventer	1.00	2
35	09 14 10 084 90	seal	1.00	2
5	09 31 11 040 90	pin	3.00	2
14	09 24 03 069 90	nipple	1.00	2
29	09 14 10 139 90	seal	4.00	2
33	09 27 71 011-28	rosette	1.00	60
3	09 18 40 118 90	sleeve	1.00	2
1	90 12 11 140 41-28	shower	1.00	20
15	90 21 02 069 00-28	cover	1.00	20
25	09 28 30 036-28	cover	1.00	20