

# MADISON Bath shower set for bath rim or tile edge installation - Brushed Dark Platinum







MADISON

27 502 360 Product version from 7/1/2022



- 225mm projection
- Hand shower: COMPACT RAIN, max. flow rate 6.8 l/min (at 3 bar)
- spout: circular, air-enriched flow
- complete hand shower set with anti-scale system
- automatic bath/shower diverter
- height of mixer 185 mm
- height up to aerator 140 mm
- hole diameter valve 32 mm
- hole diameter spout 32 mm
- hole diameter for complete hand shower set 32 mm
- rosette for complete hand shower set Ø 55mm
- rosette for deck valve Ø 55mm
- metal shower hose 1750mm with integrated anti-twist protection
- max. spout flow rate 23 l/min

Intrinsic protection against back flow.

	Brushed Dark Platinum	27 502 360-99 0050
	Chrome	27 502 360-00 0050
	Brushed Platinum	27 502 360-06 0050
	Platinum	27 502 360-08 0050
	Durabrass (23kt Gold)	27 502 360-09 0050
	Brushed Durabrass (23kt Gold)	27 502 360-28 0050

## Recommended miscellaneous



**Perfecto installation kit -** 12 614 970 90

## Recommended miscellaneous

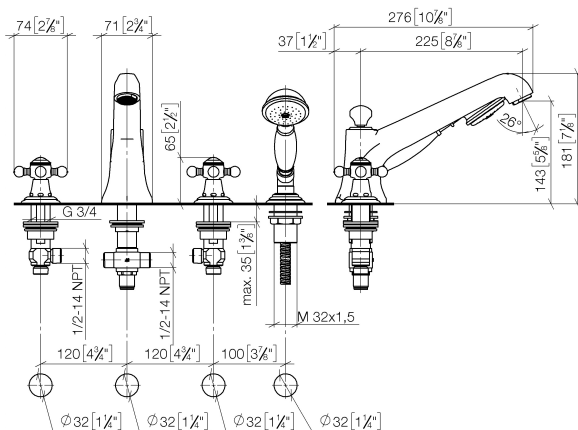


**Decorative caps for Perfecto - Brushed Dark Platinum** 12 801 970-99  
 • 1 pair

# MADISON Bath shower set for bath rim or tile edge installation - Brushed Dark Platinum

MADISON

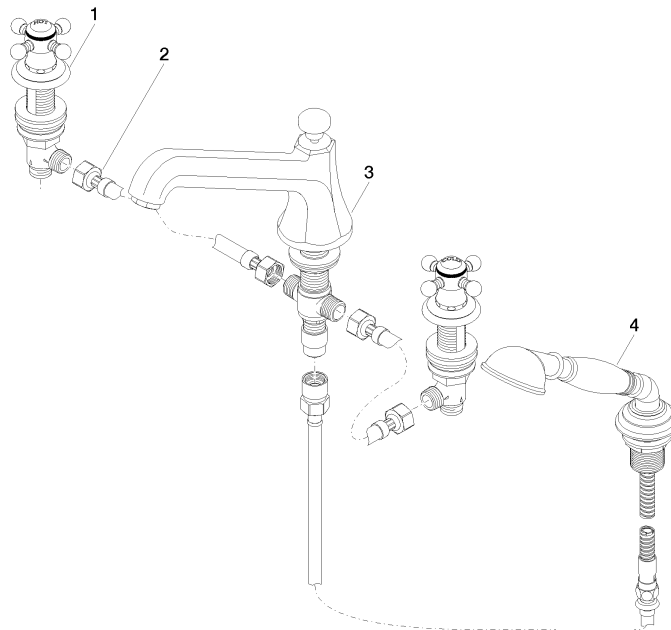
27 502 360 Product version from 7/1/2022  
mm [inches]



# MADISON Bath shower set for bath rim or tile edge installation - Brushed Dark Platinum

MADISON

27 502 360 Product version from 7/1/2022



## Spare parts list

No.	Item Number	Name	Quantity used	Delivery time
2	12 502 970 90	High pressure hose 1/2" x 1/2" x 400 mm -	1.00	2
1	20 000 360-99	MADISON Deck valve clockwise closing cold or hot - Brushed Dark Platinum	1.00	-
Spare part can no longer be ordered, please order the replacement item				
4	27 703 360-99 0050	MADISON Hand shower set for bath rim or tile edge installation - Brushed Dark Platinum	1.00	-
Spare part can no longer be ordered, please order the replacement item				
3	13 502 380-99	spout	1.00	60