

WATER TUBE Kneipp wall elbow with hose holder with individual rosettes -
Dark Chrome

SERIES SPECIFIC

27 821 979

Product version from 3/6/2023




- LAMINAR FLOW, max. flow rate 15 l/min (at 3 bar)
- with volume control
- rosette 60 x 60 mm
- holder for Kneipp hose
- 1/2" wall elbow
- without hose


Intrinsic protection against back flow.
Product change as of 1.4.2023: max. flow 15 l/min

	Dark Chrome	27 821 979-19
	Chrome	27 821 979-00
	Brushed Platinum	27 821 979-06
	Platinum	27 821 979-08
	Brushed Light Gold	27 821 979-27
	Brushed Durabrass (23kt Gold)	27 821 979-28
	Matte Black	27 821 979-33
	Brushed Champagne (22kt Gold)	27 821 979-46
	Champagne (22kt Gold)	27 821 979-47
	Brushed Chrome	27 821 979-93
	Brushed Dark Platinum	27 821 979-99


Recommended miscellaneous

	Concealed wall elbow - ●max. recess depth 163 mm ●min. recess depth 90 mm	35 085 970 90
---	--	---------------

Required miscellaneous

	WATER TUBE Kneipp hose black 2000 mm - Dark Chrome ●with holding ring ●hose nozzle with sleeve M33	28 286 979-19
---	---	---------------

Required miscellaneous

	WATER TUBE Kneipp hose white 2000 mm - Dark Chrome ●with holding ring ●hose nozzle with sleeve M33	28 285 979-19
---	---	---------------

WATER TUBE Kneipp wall elbow with hose holder with individual rosettes - Dark Chrome

SERIES SPECIFIC

27 821 979 Product version from 3/6/2023
mm [inches]



Flow rate chart



Codes & Standards

EN 1717



WATER TUBE Kneipp wall elbow with hose holder with individual rosettes - Dark Chrome

SERIES SPECIFIC

27 821 979 Product version from 3/6/2023

Certificates and sustainability

Belgaqua_22_280_2

WATER TUBE Kneipp wall elbow with hose holder with individual rosettes - Dark Chrome

SERIES SPECIFIC

27 821 979 Product version from 3/6/2023



Spare parts list

No.	Item Number	Name	Quantity used	Delivery time
	8 09 24 03 151 90	nipple	1.00	2
	15 08 17 20 726 90	holder	2.00	2
	11 09 14 10 119 90	seal	1.00	2
	4 09 11 03 135-19	connection	1.00	60
	17 09 17 20 023-19	holder	1.00	20
	16 09 31 11 148 90	pin	2.00	2
	3 90 23 01 146 00 90	flow reducer	1.00	2
	2 90 90 03 145 00 90	top	1.00	2
	12 90 14 10 049 00 90	seal	1.00	2
	9 09 31 11 040 90	pin	1.00	2
	1 09 20 97 021-19	handle	1.00	20
	14 09 27 97 022-19	rosette	1.00	20
	10 09 27 97 021-19	rosette	1.00	20
	6 90 31 11 112 00 90	pin	1.00	2
	13 05 30 31 025 00 90	fixing set	1.00	2
	5 90 23 01 045 00 90	back-flow preventer	1.00	2
	7 09 14 10 081 90	seal	1.00	2