















Hand shower FlowReduce - Dark Chrome

28 012 979



- Four settings: COMPACT RAIN, COMPACT SOFT FLOW, COMPACT AQUAPRESSURE FLOW, COMPACT CASCADE, max. flow rate 6.8 l/min (at 3 bar)
- with anti-scale system
- spray head Ø 120mm
- 1/2" connection
- This product can help a building meet the requirements of Green Building Rating Systems, e.g. LEED®, BREEAM®, DGNB

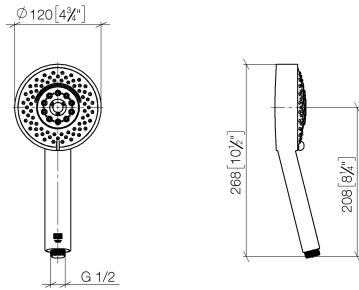
Intrinsic protection against back flow.

| | | |
|---|--------------------------------|--------------------|
|  | Dark Chrome | 28 012 979-19 0010 |
|  | Chrome | 28 012 979-00 0050 |
|  | Brushed Platinum | 28 012 979-06 0050 |
|  | Platinum | 28 012 979-08 0050 |
|  | Dark Chrome | 28 012 979-19 0050 |
|  | Light Gold | 28 012 979-26 0050 |
|  | Brushed Light Gold | 28 012 979-27 0050 |
|  | Brushed Durabronze (23kt Gold) | 28 012 979-28 0050 |
|  | Matte Black | 28 012 979-33 0050 |
|  | Brushed Bronze | 28 012 979-42 0050 |
|  | Brushed Champagne (22kt Gold) | 28 012 979-46 0050 |
|  | Champagne (22kt Gold) | 28 012 979-47 0050 |
|  | Brushed Chrome | 28 012 979-93 0050 |
|  | Brushed Dark Platinum | 28 012 979-99 0050 |

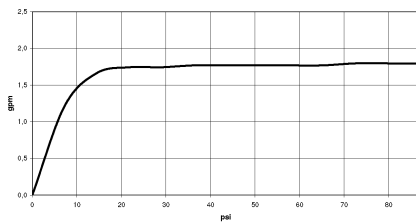
Hand shower FlowReduce - Dark Chrome

28 012 979

mm [inches]



Flow rate chart



Codes & Standards

ASME A112.18.1

cUPC

DIN 4109

ISO 3822

Ü-Zeichen



Hand shower FlowReduce - Dark Chrome

28 012 979

Certificates

LGA_29

IAPMO_4976 (

Hand shower FlowReduce - Dark Chrome

28 012 979

Parts for other
finishes can be found
here: [Chrome](#)

