

















28 504 979



- 180-210mm projection
- ball-joint pivotable through 30°
- PURIFY RAIN, max. flow rate 7 l/min (at 3 bar)
- Function from: 6 l/min
- with anti-scale system
- spray head Ø 100mm
- rosette Ø 55 mm
- 1/2" connection

Fits: TARA, LISSÉ, VAIA, META

	Chrome	28 504 979-00
	Chrome	28 504 979-00 0050
	Brushed Platinum	28 504 979-06 0050
	Platinum	28 504 979-08 0050
	Dark Chrome	28 504 979-19 0050
	Light Gold	28 504 979-26 0050
	Light Gold	28 504 979-26
	Brushed Light Gold	28 504 979-27 0050
	Brushed Light Gold	28 504 979-27
	Brushed Durabronze (23kt Gold)	28 504 979-28 0050
	Matte Black	28 504 979-33 0050
	Brushed Bronze	28 504 979-42 0050
	Brushed Champagne (22kt Gold)	28 504 979-46 0050
	Champagne (22kt Gold)	28 504 979-47 0050
	Brushed Chrome	28 504 979-93 0050
	Brushed Dark Platinum	28 504 979-99 0050

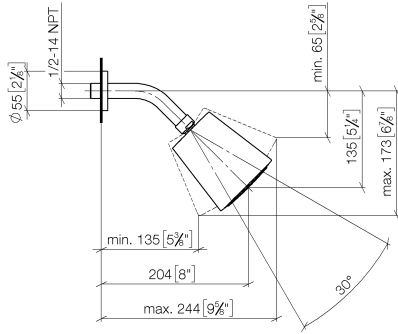
Recommended miscellaneous



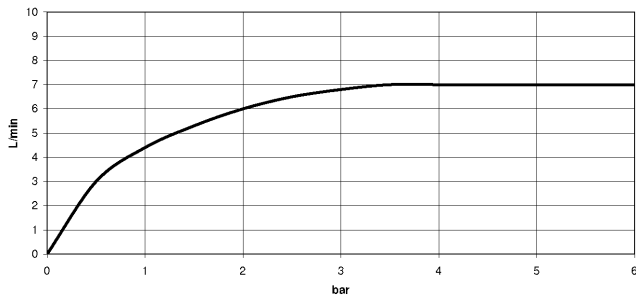
- Concealed wall elbow -** 35 085 970 90
- max. recess depth 163 mm
  - min. recess depth 90 mm

28 504 979

mm [inches]



Flow rate chart



Codes & Standards

DIN 4109

EN 1112

ISO 3822

Ü-Zeichen



## Shower head - Chrome

TARA

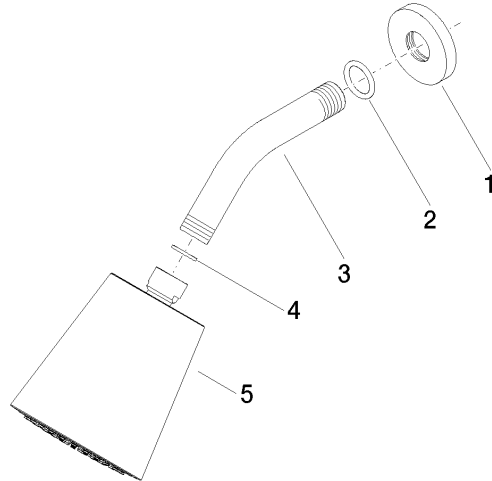
28 504 979

### Certificates

DVGW\_DW-  
6517DN0

LGA\_19

Product version from 4/1/2024





## Shower head - Chrome

TARA

28 504 979

### Spare parts list

#### Product version from 4/1/2024

No.	Item Number	Name	Quantity used	Delivery time
	09 27 22 003-00	rosette	5	10