

META META SLIM Single-lever basin mixer with pop-up waste - Brushed Bronze

















META

33 501 662 Product version from 10/1/2021 to 4/1/2025



- 125mm projection
- fixed spout
- circular, air-enriched flow
- height of mixer 134 mm
- height up to aerator 52 mm
- hole diameter 35 mm
- 2x screw-in M 8 x 1 pressure hose, leak-tested
- max. flow 5.7 l/min
- lead-free
- This product can help a building meet the requirements of Green Building Rating Systems, e.g. LEED®, BREEAM®, DGNB
- WRAS

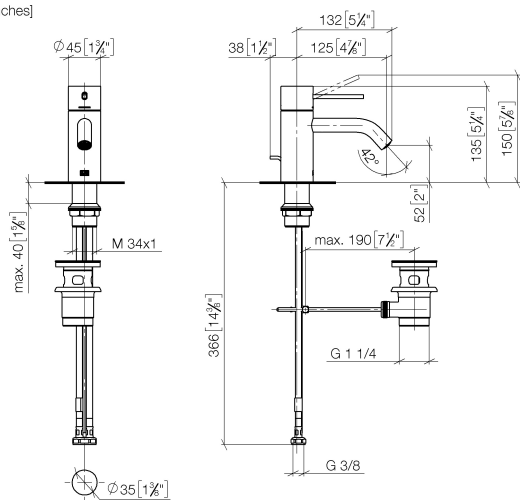
Only suitable for basins with an overflow.

| | | |
|---|-------------------------------|---------------|
|  | Brushed Bronze | 33 501 662-42 |
|  | Chrome | 33 501 662-00 |
|  | Brushed Platinum | 33 501 662-06 |
|  | Platinum | 33 501 662-08 |
|  | Dark Chrome | 33 501 662-19 |
|  | Light Gold | 33 501 662-26 |
|  | Brushed Light Gold | 33 501 662-27 |
|  | Red | 33 501 662-29 |
|  | Orange | 33 501 662-30 |
|  | Dark Green | 33 501 662-31 |
|  | Matte Black | 33 501 662-33 |
|  | Brushed Dark Brass | 33 501 662-39 |
|  | Brushed Champagne (22kt Gold) | 33 501 662-46 |
|  | Champagne (22kt Gold) | 33 501 662-47 |
|  | Brushed Chrome | 33 501 662-93 |
|  | Brushed Dark Platinum | 33 501 662-99 |

META META SLIM Single-lever basin mixer with pop-up waste - Brushed Bronze

META

33 501 662 Product version from 10/1/2021 to 4/1/2025
mm [inches]



Flow rate chart



META META SLIM Single-lever basin mixer with pop-up waste - Brushed Bronze

META

33 501 662 Product version from 10/1/2021 to 4/1/2025

Parts for other
finishes can be found
here: [Chrome](#)

