

Showerpipe with shower thermostat without hand shower - Brushed Dark Brass SERIES SPECIFIC

34 459 980 Product version from 7/1/2022



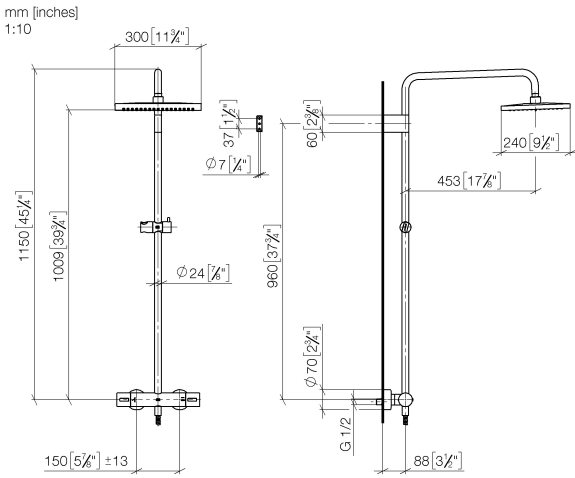
- shower with fixed riser projection 453mm
- overhead shower: rain flow
- rain shower 300 x 240mm
- rain shower with anti-scale system
- max. rainshower flow 14 l/min
- rotary diverter with volume control and shut-off function
- slide-on rosettes Ø 70 mm
- height of fittings up to rain shower (bottom edge) 1009mm
- height of fittings up to top edge of elbow 1150mm
- gauge 150 mm - 13 mm
- metal shower hose 1750mm with integrated anti-twist protection
- 1/2" connection
- slide bar
- Pipe diameter 23.5 mm
- quick clearing
- This product can help a building meet the requirements of Green Building Rating Systems, e.g. LEED®, BREEAM®, DGNB

Intrinsic protection against back flow.

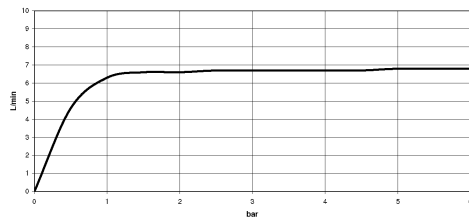
	Brushed Dark Brass	34 459 980-39 0050
	Chrome	34 459 980-00 0050
	Brushed Platinum	34 459 980-06 0050
	Platinum	34 459 980-08 0050
	Dark Chrome	34 459 980-19 0050
	Brushed Light Gold	34 459 980-27 0050
	Brushed Durabrass (23kt Gold)	34 459 980-28 0050
	Matte Black	34 459 980-33 0050
	Brushed Champagne (22kt Gold)	34 459 980-46 0050
	Champagne (22kt Gold)	34 459 980-47 0050
	Brushed Chrome	34 459 980-93 0050
	Brushed Dark Platinum	34 459 980-99 0050

Showerpipe with shower thermostat without hand shower - Brushed Dark Brass SERIES SPECIFIC

34 459 980 Product version from 7/1/2022



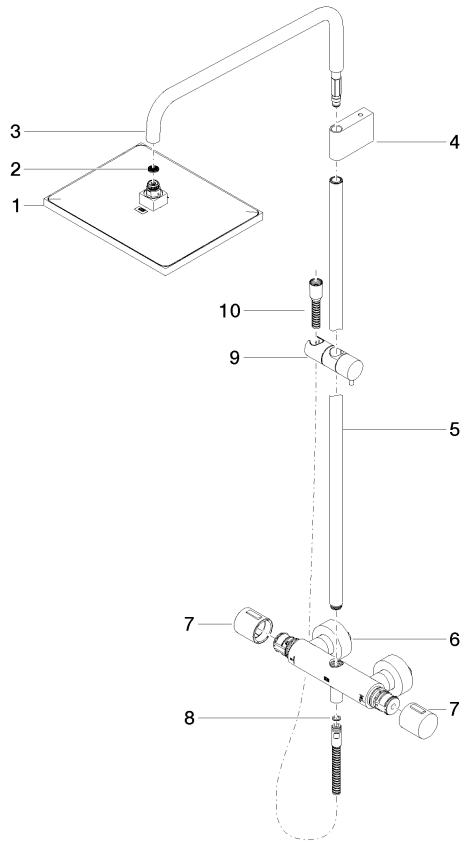
Flow rate chart



Showerpipe with shower thermostat without hand shower - Brushed Dark Brass SERIES SPECIFIC

34 459 980 Product version from 7/1/2022

Parts for other
finishes can be found
here: [Chrome](#)



Spare parts list

No.	Item Number	Name	Quantity used	Delivery time
	2 09 23 01 039 90	sieve	1.00	2
	4 90 17 11 150 00-39	holder	1.00	30
	8 90 14 20 026 00 90	seal	1.00	2
	9 12 570 970-39	Slide unit - Brushed Dark Brass	1.00	60
	10 28 322 970-39	Metal shower hose 1/2" x 3/8" x 1750 mm - Brushed Dark Brass	1.00	30
	1 04 12 05 063 10-39	shower	1.00	-
Spare part can no longer be ordered, please order the replacement item				
	6 04 17 01 250 00-39	connection	1.00	60
	7 90 17 33 015 00-39	handle	1.00	30
	3 90 28 22 348 00-39	pipe	1.00	30
	5 90 28 22 349 00-39	pipe	1.00	30