

Concealed single-lever mixer with diverter - Brushed Champagne (22kt Gold)












IMO

36 120 670



- automatic diverter
- cover plate 150 x 90 mm
- WRAS 2207012

Fits: IMO, MEM, CL.1, CYO

	Brushed Champagne (22kt Gold)	36 120 670-46
	Chrome	36 120 670-00
	Brushed Platinum	36 120 670-06
	Platinum	36 120 670-08
	Dark Chrome	36 120 670-19
	Brushed Light Gold	36 120 670-27
	Brushed Durabrass (23kt Gold)	36 120 670-28
	Matte Black	36 120 670-33
	Champagne (22kt Gold)	36 120 670-47
	Brushed Chrome	36 120 670-93
	Brushed Dark Platinum	36 120 670-99

Required miscellaneous



Concealed single-lever mixer with backflow preventor - 35 021 970 90
 •max. recess depth 105 mm
 •min. recess depth 80 mm

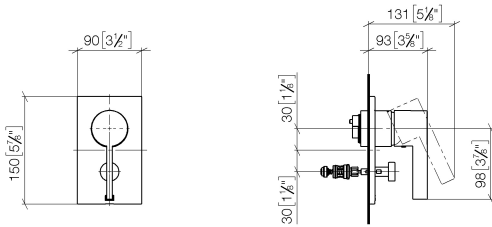
Required miscellaneous



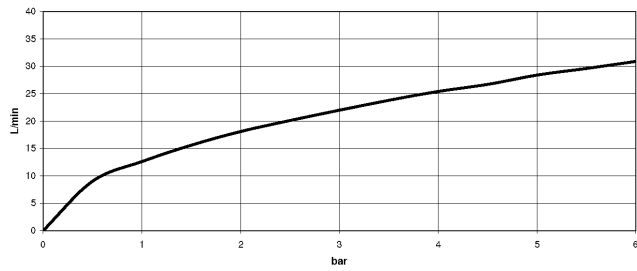
Concealed single-lever mixer - 35 020 970 90
 •max. recess depth 105 mm
 •min. recess depth 80 mm

36 120 670

mm [inches]



Flow rate chart



Certificates

LGA_19863.

WRAS_2207012.

36 120 670

