











36 200 882



- rotary diverter
- rosette 60 mm
- WRAS 2307045

	Champagne (22kt Gold)	36 200 882-47
	Chrome	36 200 882-00
	Brushed Platinum	36 200 882-06
	Platinum	36 200 882-08
	Dark Chrome	36 200 882-19
	Brushed Durabronze (23kt Gold)	36 200 882-28
	Matte Black	36 200 882-33
	Brushed Champagne (22kt Gold)	36 200 882-46
	Brushed Chrome	36 200 882-93
	Brushed Dark Platinum	36 200 882-99

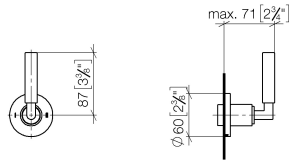
Required miscellaneous



- Concealed two-way diverter -** 35 202 970 90
- max. recess depth 160 mm
  - min. recess depth 85 mm

36 200 882

mm [inches]



### Flow rate chart



### Certificates

LGA\_38379.

WRAS\_2307045.

36 200 882



### Spare parts list

No.	Item Number	Name	Quantity used	Delivery time
1	90 90 03 304 10 90	diverter	1	2
2	90 23 30 023 00 90	nut	1	2
3	90 21 02 181 00 90	disc	1	2
4	09 27 89 118-47	rosette	1	30
5	09 31 11 294 90	pin	1	2
6	90 14 15 020 03 90	ring	1	2
7	09 24 05 002 90	nipple	1	2
8	09 29 06 022 90	spindle	1	2
9	90 14 10 060 00 90	seal	1	2
10	90 12 12 002 00 90	fixing cap	1	2
11	09 21 02 144-47	sleeve	1	30
12	04 20 88 052 10-47	handle	1	60
13	90 30 30 075 00 90	screw	1	2
14	90 30 11 029 00 90	disc	1	2
15	90 12 12 219 00-47	base	1	30
16	04 18 20 022 00-47	angle	1	60
17	09 20 88 052-47	handle	1	30