







CL.1 Concealed two-way diverter - Brushed Platinum

CL.1

36 201 705



- rotary diverter
- rosette 60 x 60 mm
- WRAS 2307045

| | | |
|---|-------------------------------|---------------|
|  | Brushed Platinum | 36 201 705-06 |
|  | Chrome | 36 201 705-00 |
|  | Dark Chrome | 36 201 705-19 |
|  | Brushed Champagne (22kt Gold) | 36 201 705-46 |
|  | Champagne (22kt Gold) | 36 201 705-47 |
|  | Brushed Dark Platinum | 36 201 705-99 |

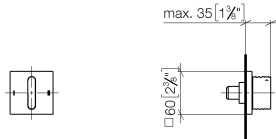
Required miscellaneous



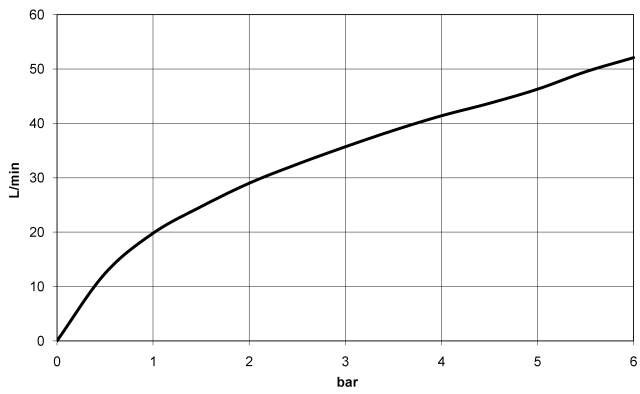
- Concealed two-way diverter -** 35 202 970 90
- max. recess depth 160 mm
 - min. recess depth 115 mm

36 201 705

mm [inches]



Flow rate chart

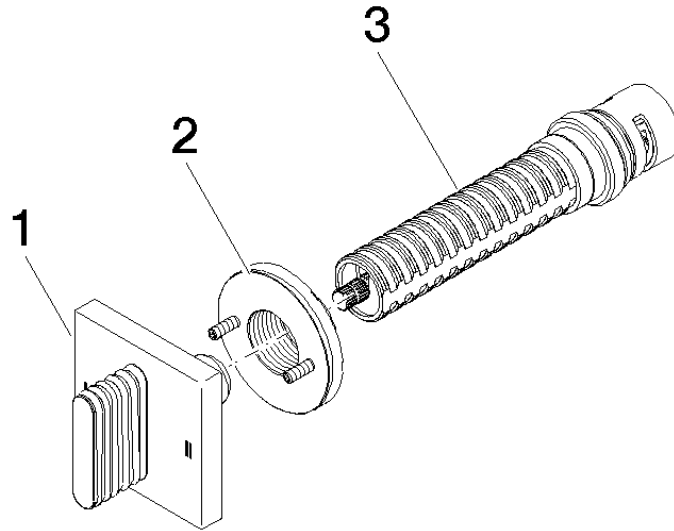


Certificates

LGA_38379.

WRAS_2307045.

36 201 705



Spare parts list

| No. | Item Number | Name | Quantity used | Delivery time |
|-----|--------------------|----------|---------------|---------------|
| 1 | 90 20 70 055 08-06 | handle | 1 | 10 |
| 2 | 90 21 02 181 00 90 | disc | 1 | 2 |
| 3 | 90 90 03 304 10 90 | diverter | 1 | 2 |