

LULU Concealed thermostat with one function volume control - Brushed Platinum

LULU

36 425 710



- cover plate 150 x 90 mm
- temperature control handle with safety limit stop at 38°C
- hot water temperature limiter, can be preset
- WRAS 1906098



Brushed Platinum

36 425 710-06



Chrome

36 425 710-00

Required miscellaneous



- Concealed thermostat -**
- max. recess depth 136 mm
 - min. recess depth 80 mm

35 425 970 90

Required miscellaneous



- Concealed thermostat with built-in isolators -**
- max. recess depth 136 mm
 - min. recess depth 80 mm

35 426 970 90

Recommended miscellaneous



- xGRID Attachment set for integrating in the dry wall construction -**

12 340 970 90

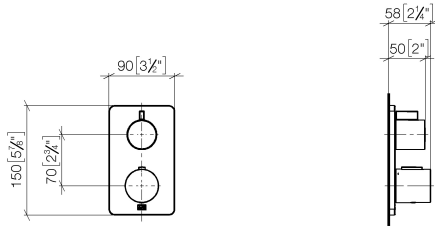
Required miscellaneous



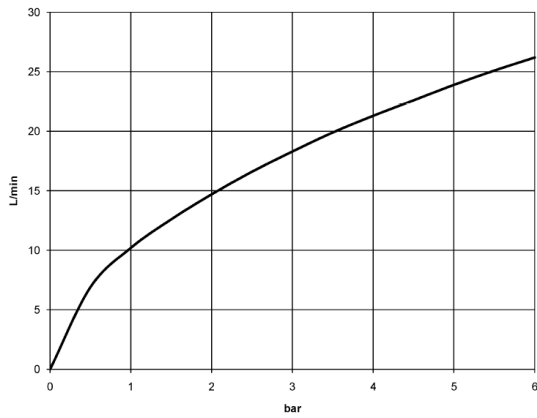
- xGRID Installation track 555 mm -**

12 360 970 90

36 425 710
mm [inches]



Flow rate chart



Certificates

LGA_19385.

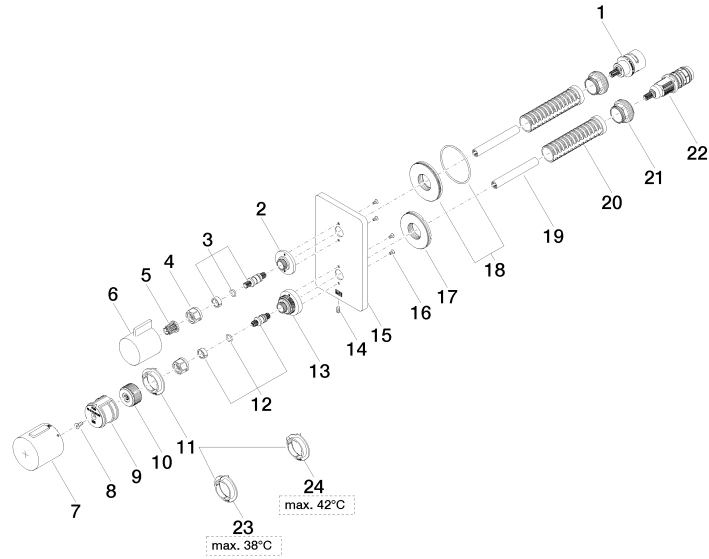
ETA_20551.

DVGW_DW-
6512DN0119.

LGA_19384.

WRAS_1906098.

36 425 710





LULU Concealed thermostat with one function volume control - Brushed Platinum

LULU

36 425 710

Spare parts list

No.	Item Number	Name	Quantity used	Delivery time
1	90 90 03 166 00 90	top	1	2
2	09 12 12 053-06	base	1	10
3	04 29 06 111 01-00	spindle	1	10
4	90 23 30 023 00 90	nut	2	2
5	90 12 12 002 00 90	fixing cap	1	2
6	09 20 67 006-06	handle	1	10
7	90 17 33 017 00-06	handle	1	10
8	90 30 30 124 00 90	screw	1	2
9	90 12 12 052 00 90	base	1	2
10	09 12 12 054 90	base	1	2
11	09 28 10 187 90	regulator	1	2
12	04 29 06 024 01-00	spindle	1	10
13	09 12 12 051-06	base	1	10
14	09 31 11 134 90	pin	1	2
15	09 11 02 246-06	plate	1	10
16	09 30 30 157 90	screw	4	2
17	09 30 01 296 90	disc	1	2
18	90 30 01 190 00 90	disc	1	2
19	90 23 01 124 00 90	sleeve	2	2
20	90 18 40 077 01 90	spindle	2	2
21	09 24 04 257 90	nut	2	2
22	90 15 02 013 00 90	cartridge	1	2
23	09 28 10 188 90	regulator	1	2
24	09 28 10 189 90	regulator	1	2