
















xTOOL Concealed thermostat without volume control 3/4" - Brushed Dark Platinum

SERIES SPECIFIC

36 503 985 Product version up to 1/1/2022			
	<ul style="list-style-type: none"> cover plate 120 x 120 mm temperature control handle with safety limit stop at 38°C thermostat cartridge WRAS 		<div>  Brushed Dark Platinum </div> <div>36 503 985-99</div>
			<div>  Chrome </div> <div>36 503 985-00</div>
			<div>  Brushed Platinum </div> <div>36 503 985-06</div>
			<div>  Platinum </div> <div>36 503 985-08</div>
			<div>  Dark Chrome </div> <div>36 503 985-19</div>
			<div>  Brushed Light Gold </div> <div>36 503 985-27</div>
			<div>  Brushed Durabrass (23kt Gold) </div> <div>36 503 985-28</div>
			<div>  Matte Black </div> <div>36 503 985-33</div>
			<div>  Brushed Champagne (22kt Gold) </div> <div>36 503 985-46</div>
			<div>  Champagne (22kt Gold) </div> <div>36 503 985-47</div>
			<div>  Brushed Chrome </div> <div>36 503 985-93</div>

Required miscellaneous		
	xTOOL Concealed thermostat module without volume control - <ul style="list-style-type: none"> max. recess depth 160 mm min. recess depth 95 mm 	35 503 970 90

Required miscellaneous		
	xGRID Installation track 555 mm -	12 360 970 90

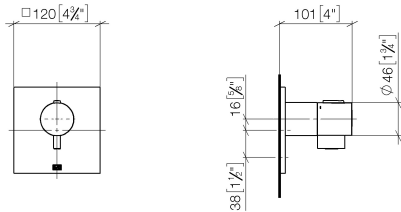
Recommended miscellaneous		
	xGRID Attachment set for integrating in the dry wall construction -	12 340 970 90

xTOOL Concealed thermostat without volume control 3/4" - Brushed Dark Platinum

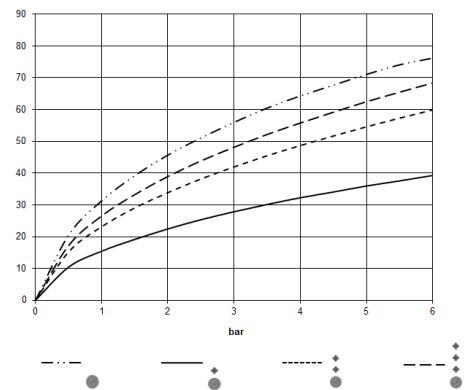
SERIES SPECIFIC

36 503 985
mm [inches]

Product version up to 1/1/2022



Flow rate chart



Codes & Standards

DIN 4109	EN 1111	ISO 3822	Scottish Water Byelaws
UK Water Supply Regulations	Ü-Zeichen		



xTOOL Concealed thermostat without volume control 3/4" - Brushed Dark
Platinum

SERIES SPECIFIC

36 503 985 Product version up to 1/1/2022

Certificates and sustainability

WRAS_2011	DVGW_DW- 6512DN0	LGA_29	LGA_29
-----------	---------------------	--------	--------



Spare parts list

No.	Item Number	Name	Quantity used	Delivery time
11	09 30 30 160-99	screw	2.00	20
6	04 17 33 006 00-99	handle	1.00	60
3	09 11 02 196-99	cover	1.00	60
10	09 30 30 159-99	screw	1.00	20
8	90 16 02 027 00 90	spring	1.00	2
12	12 178 970 90	Extension 46 mm -	1.00	2
9	09 20 33 006-99	handle	1.00	20
5	90 21 02 112 00-99	sleeve	1.00	20
2	90 31 09 095 00 90	bar	1.00	2
4	90 14 10 049 00 90	seal	1.00	2
7	90 21 33 011 00-13	handle	1.00	2
1	90 15 02 063 00 90	cartridge	1.00	2