







36 515 979



- HORIZONTAL RAIN, max. flow rate 6 l/min (at 3 bar)
  - with anti-scale system
  - cover plate 120 x 120 mm
  - This product can help a building meet the requirements of Green Building Rating Systems, e.g. LEED®, BREEAM®, DGNB
- Flow restrictor (8.3 l/min) to extend shower jet from approx. 500 mm to approx. 1000 mm**

Flow restrictor (8.3 l/min) to extend shower jet from approx. 500 mm to approx. 1000 mm

Fits: IMO, LULU, MADISON, MEM, TARA, CL.1, LISSÉ, VAIA, META, CYO

	Brushed Bronze	36 515 979-42 0050
	Chrome	36 515 979-00 0050
	Brushed Platinum	36 515 979-06 0050
	Platinum	36 515 979-08 0050
	Dark Chrome	36 515 979-19 0050
	Light Gold	36 515 979-26 0050
	Brushed Light Gold	36 515 979-27 0050
	Brushed Durabronze (23kt Gold)	36 515 979-28 0050
	Matte Black	36 515 979-33 0050
	Brushed Champagne (22kt Gold)	36 515 979-46 0050
	Champagne (22kt Gold)	36 515 979-47 0050
	Brushed Chrome	36 515 979-93 0050
	Brushed Dark Platinum	36 515 979-99 0050

**Required miscellaneous**



**WATER POINTS Adapter plate -** 12 305 970 90  
 • adapter plate for mounting concealed rough parts 35 205 970 90 on the xGRID installation track.

**Required miscellaneous**



**Concealed wall installation box -** 35 205 970 90  
 • min. recess depth 85 mm  
 • max. recess depth 110 mm

**Required miscellaneous**



**xGRID Attachment set for integrating in the dry wall construction -** 12 340 970 90

**Required miscellaneous**



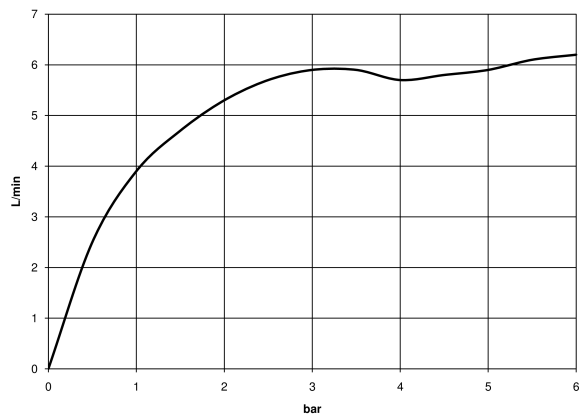
**xGRID Installation track 555 mm -** 12 360 970 90

36 515 979

mm [inches]



### Flow rate chart



36 515 979



**Spare parts list**

No.	Item Number	Name	Quantity used	Delivery time
1	09 28 01 024 90	holder	1	2
2	09 30 31 022 90	screw	4	2
3	09 30 30 031 90	screw	8	2
4	09 30 11 024 90	disc	8	2
5	09 12 12 205 90	base	1	2
6	09 16 01 016 90	ring	1	2
7	90 23 01 032 00 90	flow reducer	1	2
8	09 14 10 130 90	seal	1	2
9	09 16 01 017 90	ring	1	2
10	09 17 11 146 90	distributor	1	60
11	09 17 97 057 90	holder	1	2
12	09 29 30 043 90	insert	1	2
13	09 12 01 075 90	insert	1	2
14	09 14 03 117 90	seal	1	2
15	09 27 98 004-42	rosette	1	60
16	09 31 11 048 90	pin	1	2
17	09 23 01 052 90	flow reducer	1	2