










36 608 980

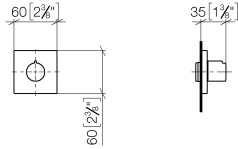
- rosette 60 x 60 mm
- head part with cut-to-length spindle and sleeve



	Matte Black	36 608 980-33
	Chrome	36 608 980-00
	Brushed Platinum	36 608 980-06
	Platinum	36 608 980-08
	Dark Chrome	36 608 980-19
	Brushed Light Gold	36 608 980-27
	Brushed Durabronze (23kt Gold)	36 608 980-28
	Brushed Chrome	36 608 980-93
	Brushed Dark Platinum	36 608 980-99

36 608 980

mm [inches]



Certificates

WRAS\_2010066. IAPMO\_4976 (8).

36 608 980

Parts for other  
finishes can be found  
here: [Chrome](#)

