



36 608 985



- rosette 60 x 60 mm
- head part with cut-to-length spindle and sleeve
- WRAS

	Matte Black	36 608 985-33
	Chrome	36 608 985-00
	Brushed Platinum	36 608 985-06
	Platinum	36 608 985-08
	Dark Chrome	36 608 985-19
	Brushed Light Gold	36 608 985-27
	Brushed Durabrass (23kt Gold)	36 608 985-28
	Brushed Chrome	36 608 985-93
	Brushed Dark Platinum	36 608 985-99

Required miscellaneous



Wall valve 3/4" -

- min. recess depth 75 mm
- max. recess depth 145 mm

35 608 970 90

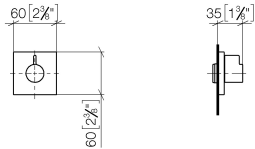


SYMETRICS Wall valve anti-clockwise closing 3/4" - Matte Black

SYMETRICS

36 608 985

mm [inches]



Codes & Standards

ASME A112.18.1	cUPC	Scottish Water Byelaws	UK Water Supply Regulations
----------------	------	---------------------------	--------------------------------

Certificates and sustainability

WRAS_2010	IAPMO_4976 (
-----------	--------------

