







CL.1 Wall valve anti-clockwise closing hot 1/2" - Brushed Champagne (22kt Gold)

CL.1

36 617 707	Product version from 10/14/2020		
	<ul style="list-style-type: none"> <li>with WAVES structure</li> <li>rosette 60 x 60 mm</li> <li>with hot marking</li> <li>head part with cut-to-length spindle and sleeve</li> <li>WRAS</li> </ul>		<div> <div>Brushed Champagne (22kt Gold)</div> <div>36 617 707-46</div> </div>
			<div> <div>Chrome</div> <div>36 617 707-00</div> </div>
			<div> <div>Brushed Platinum</div> <div>36 617 707-06</div> </div>
			<div> <div>Dark Chrome</div> <div>36 617 707-19</div> </div>
			<div> <div>Champagne (22kt Gold)</div> <div>36 617 707-47</div> </div>
			<div> <div>Brushed Dark Platinum</div> <div>36 617 707-99</div> </div>



CL.1 Wall valve anti-clockwise closing hot 1/2" - Brushed Champagne (22kt Gold)

CL.1

36 617 707    Product version from 10/14/2020

mm [inches]

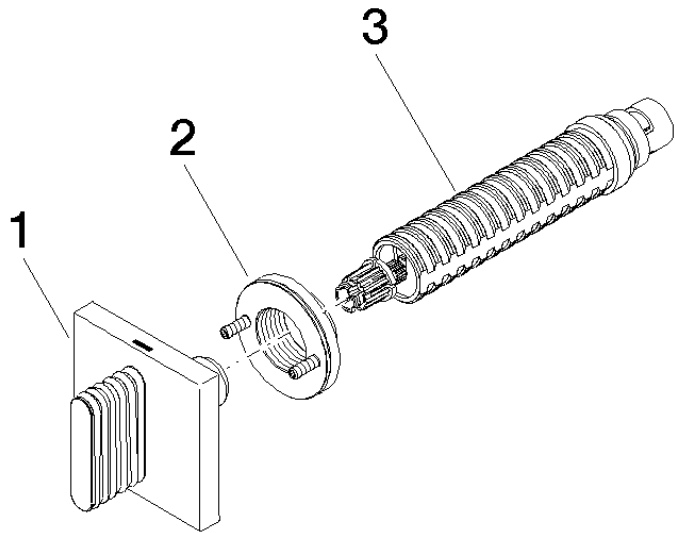


Codes & Standards			
ASME A112.18.1	cUPC	DIN 4109	ISO 3822
Scottish Water Byelaws	UK Water Supply Regulations	Ü-Zeichen	

Certificates and sustainability		
LGA_29	WRAS_2010	IAPMO_4976 (

36 617 707    Product version from 10/14/2020

Parts for other finishes can be found here: [Chrome](#)



Spare parts list

No.	Item Number	Name	Quantity used	Delivery time
1	90 20 70 055 03-46	handle ( hot )	1.00	30
2	90 21 02 108 00 90	disc	1.00	2
3	90 90 03 142 00 90	top	1.00	2