







**MADISON Wall-mounted basin mixer without pop-up waste - Brushed Dark Platinum**

MADISON

36 712 361



- 190mm projection
- fixed spout
- circular, air-enriched flow
- hole diameter valve 40 mm
- hole diameter spout 40 mm
- slide-on rosettes Ø 55 mm
- max. flow 7 l/min
- lead-free
- This product can help a building meet the requirements of Green Building Rating Systems, e.g. LEED®, BREEAM®, DGNB

	Brushed Dark Platinum	36 712 361-99
	Chrome	36 712 361-00
	Brushed Platinum	36 712 361-06
	Platinum	36 712 361-08
	Durabass (23kt Gold)	36 712 361-09
	Brushed Durabass (23kt Gold)	36 712 361-28

**Required miscellaneous**



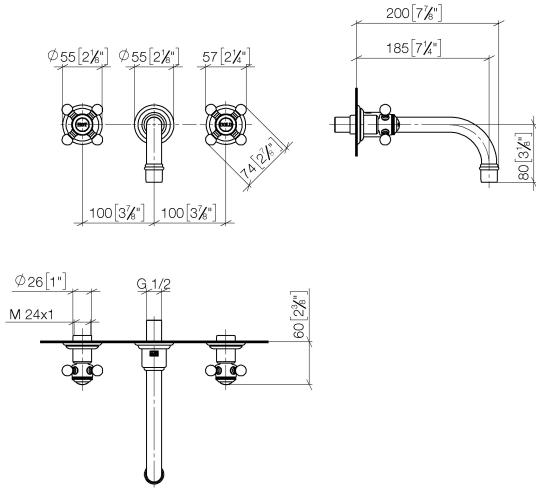
- Concealed wall-mounted mixer centred spout -** 35 700 970 90
- max. recess depth 145 mm
  - min. recess depth 85 mm

**Required miscellaneous**



- Concealed wall-mounted mixer variable positioning -** 35 720 970 90
- min. recess depth 85 mm
  - max. recess depth 145 mm

36 712 361  
mm [inches]



Flow rate chart



Certificates

LGA\_19175.

36 712 361



36 712 361-FF

### Spare parts list

No.	Item Number	Name	Quantity used	Delivery time
1	90 90 03 157 00 90	top	2	2
2	36 310 361-99	connection	2	30
3	04 20 36 100 01-99	handle ( hot )	1	30
4	09 24 03 081 10 90	extension	1	2
5	90 14 10 026 00 90	seal	1	2
6	09 27 36 010-99	rosette	1	30
7	04 28 22 090 10-99	spout	1	30
8	90 14 05 020 00 90	seal	1	2
9	09 24 03 022 10-99	nipple	1	30
10	90 23 01 119 02-99	aerator	1	30
11	04 20 36 100 00-99	handle ( cold )	1	30