


38 551 004 Product version from 1/1/2025



- installation, on top or flush
 - 550 x 400 mm
 - sink depth 175 mm
 - suitable for base units 600 mm
 - Radius 15 mm
- Drain and overflow set not included in the scope of supply. See Required miscellaneous.**
- Drain and overflow set not included in the scope of supply. See Required miscellaneous.


Required miscellaneous



Pop-up waste and overflow with electronic control

10 410 004-86

Required miscellaneous



Basin Waste mechanical

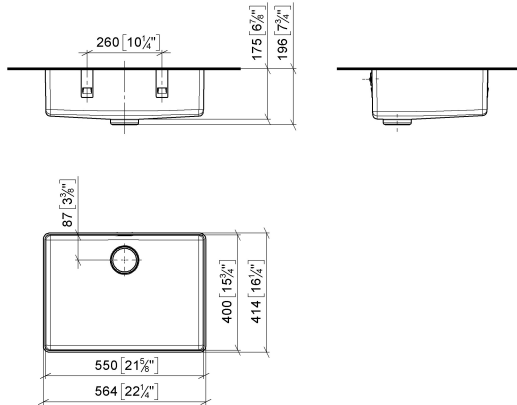
10 405 004-86

Single sink - Brushed Stainless Steel

SERIES-VARIOUS

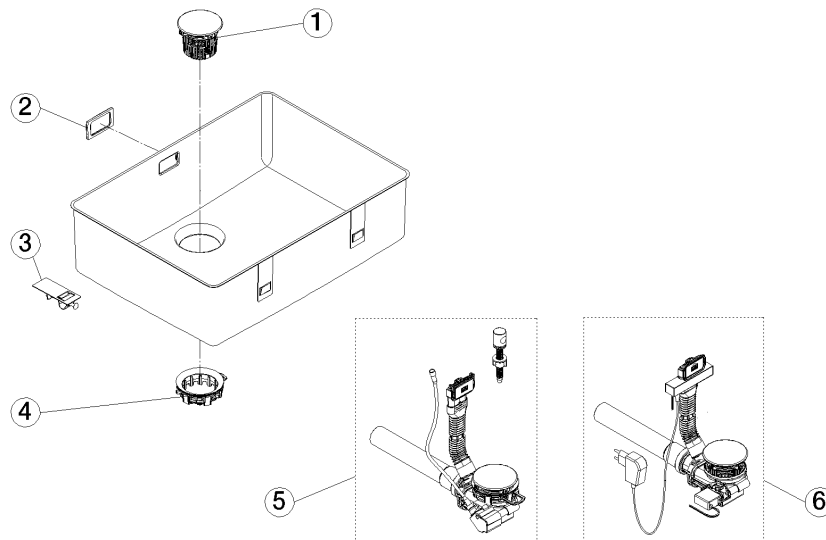
38 551 004 Product version from 1/1/2025

mm [inches]
1:10



Certificates and sustainability

Leistungserklärung_ declaration_of_perfo
DOD rmance_DOD



Spare parts list

No.	Item Number	Name	Quantity used	Delivery time
3	90 38 00 020 00 90	fixing set	1.00	-
Spare part can no longer be ordered, please order the replacement item				
2	90 11 01 125 00 90	seal	1.00	-
Spare part can no longer be ordered, please order the replacement item				
4	90 11 01 211 00 90	pop-up waste	1.00	-
Spare part can no longer be ordered, please order the replacement item				
6	10 410 004-86	Pop-up waste and overflow with electronic control	1.00	2
5	10 405 004-86	Basin Waste mechanical	1.00	2
1	90 11 01 135 00-86	strainer	1.00	-
Spare part can no longer be ordered, please order the replacement item				