



MEM Bath cascade spout without diverter for deck mounting - Platinum

MEM

13 630 740    Product version from 9/1/2025



- 235mm projection
- cascade
- height of mixer 100 mm
- height up to aerator 80 mm
- hole diameter 32 mm
- 1/2" connection
- max. flow 26.5 l/min at 3 bar flow pressure
- WRAS

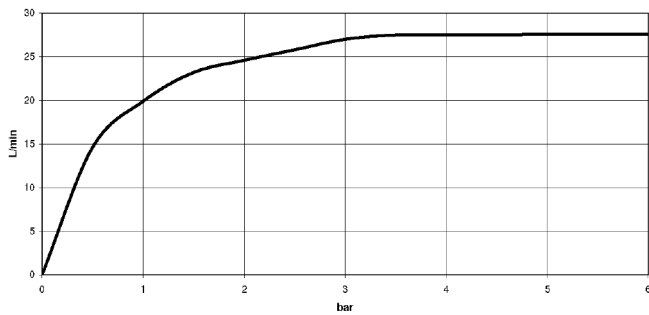
	Platinum	13 630 740-08
	Chrome	13 630 740-00
	Brushed Platinum	13 630 740-06
	Dark Chrome	13 630 740-19
	Brushed Durabronze (23kt Gold)	13 630 740-28
	Brushed Dark Brass	13 630 740-39
	Brushed Champagne (22kt Gold)	13 630 740-46
	Champagne (22kt Gold)	13 630 740-47
	Brushed Dark Platinum	13 630 740-99

13 630 740 Product version from 9/1/2025

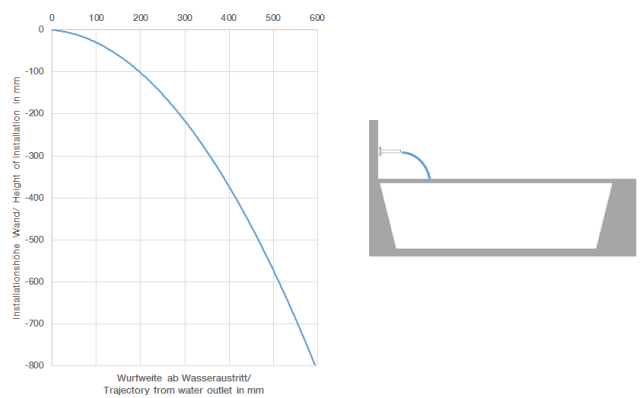
mm [inches]



**Flow rate chart**



**Trajectory diagram**



**Codes & Standards**

ASME A112.18.1	cUPC	DIN 4109	ISO 3822
Scottish Water Byelaws	UK Water Supply Regulations	Ü-Zeichen	



MEM Bath cascade spout without diverter for deck mounting - Platinum

MEM

13 630 740 Product version from 9/1/2025

Certificates and sustainability

IAPMO_4976	LGA_19	WRAS_240502
------------	--------	-------------

13 630 740 Product version from 9/1/2025

Parts for other  
finishes can be found  
here: [Chrome](#)



## Spare parts list

No.	Item Number	Name	Quantity used	Delivery time
9	09 23 10 023 90	nut	2.00	2
11	90 30 01 033 00 90	base	1.00	2
5	09 31 11 011 90	pin	2.00	2
10	09 14 10 140 90	seal	1.00	2
8	09 23 01 057 90	flow reducer	1.00	2
4	09 14 10 008 90	seal	2.00	2
15	04 21 02 006 00 92	cap	2.00	2
12	04 23 10 004 04 90	fixing set	1.00	2
6	09 24 04 246 20 90	nipple	1.00	2
14	90 23 10 012 00 90	gasket kit	1.00	2
2	09 11 74 040-08	spout	1.00	40
1	90 29 03 059 00 90	insert	1.00	2
3	09 31 11 044 90	pin	1.00	2
7	09 30 11 045 90	disc	2.00	2
13	90 17 11 020 10 90	distributor	1.00	2