







## CL.1 Deck-mounted basin spout without pop-up waste - Champagne (22kt Gold)

CL.1

13 714 705 Product version from 6/15/2021



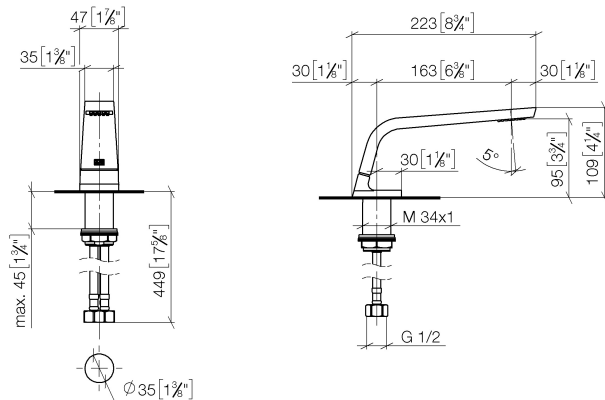
- 160mm projection
- fixed spout
- rectangular spray pattern with 40 individual jets
- height of mixer 108 mm
- height up to aerator 94 mm
- hole diameter 35 mm
- 2x screw-in M 10 x 1 pressure hose, leak-tested
- 1/2" connection
- max. flow 4 l/min
- lead-free
- This product can help a building meet the requirements of Green Building Rating Systems, e.g. LEED®, BREEAM®, DGNB
- WRAS

	Champagne (22kt Gold)	13 714 705-47
	Chrome	13 714 705-00
	Brushed Platinum	13 714 705-06
	Dark Chrome	13 714 705-19
	Brushed Champagne (22kt Gold)	13 714 705-46
	Brushed Dark Platinum	13 714 705-99

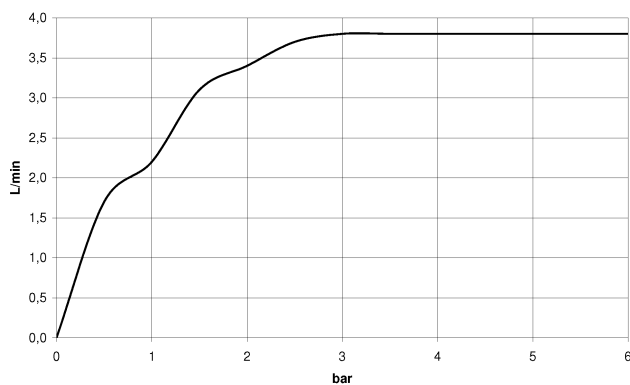
# CL.1 Deck-mounted basin spout without pop-up waste - Champagne (22kt Gold)

CL.1

13 714 705 Product version from 6/15/2021  
mm [inches]



Flow rate chart



## Codes & Standards

ASME A112.18.1	cUPC	EPA WaterSense	Executive Order no. 1007
NSF372	NSF61	WaterSense	





CL.1 Deck-mounted basin spout without pop-up waste - Champagne (22kt Gold)

CL.1

13 714 705    Product version from 6/15/2021

Certificates and sustainability

GDV_0400	IAPMO_N-4	IAPMO_8834	IAPMO_6	IAPMO_4976 (
----------	-----------	------------	---------	--------------

## CL.1 Deck-mounted basin spout without pop-up waste - Champagne (22kt Gold)

CL.1

13 714 705 Product version from 6/15/2021

Parts for other  
finishes can be found  
here: [Chrome](#)

