







CL.1 Deck valve anti-clockwise closing hot - Chrome

CL.1

20 000 706 Product version from 3/9/2015



- hole diameter valve 32 mm
- rosette 60 x 60 mm
- with hot marking
- WRAS

| | | |
|---|-------------------------------|---------------|
|  | Chrome | 20 000 706-00 |
|  | Brushed Platinum | 20 000 706-06 |
|  | Dark Chrome | 20 000 706-19 |
|  | Brushed Champagne (22kt Gold) | 20 000 706-46 |
|  | Champagne (22kt Gold) | 20 000 706-47 |
|  | Brushed Dark Platinum | 20 000 706-99 |

CL.1 Deck valve anti-clockwise closing hot - Chrome

CL.1

20 000 706 Product version from 3/9/2015

mm [inches]



Flow rate chart



Codes & Standards

| | | | |
|---------------------------|--------------------------------|-----------|----------|
| ASME A112.18.1 | cUPC | DIN 4109 | ISO 3822 |
| Scottish Water Byelaws | UK Water Supply Regulations | Ü-Zeichen | |



CL.1 Deck valve anti-clockwise closing hot - Chrome

CL.1

20 000 706 Product version from 3/9/2015

Certificates and sustainability

IAPMO_4976

WRAS_2103

LGA_28

CL.1 Deck valve anti-clockwise closing hot - Chrome

CL.1

20 000 706 Product version from 3/9/2015

Parts for other
finishes can be found
here: Brushed
Platinum



Spare parts list

| No. | Item Number | Name | Quantity used | Delivery time |
|-----|--------------------|--------------------|---------------|---------------|
| 5 | 04 17 11 023 10 90 | distributor | 1.00 | 2 |
| 2 | 04 17 11 058 32 90 | side panel | 1.00 | 2 |
| 3 | 90 90 03 132 00 90 | top | 1.00 | 2 |
| 8 | 09 23 10 012 90 | nut | 1.00 | 2 |
| 7 | 09 30 11 059 90 | disc | 1.00 | 2 |
| 4 | 04 23 10 032 78 90 | fixing set | 1.00 | 2 |
| 1 | 90 20 70 051 05-00 | handle (hot) | 1.00 | 10 |
| 6 | 90 23 30 040 00-00 | threaded connector | 1.00 | 10 |