







Deck valve clockwise closing hot - Dark Chrome

SERIES SPECIFIC

20 000 715 Product version from 6/1/2015



- hole diameter 32 mm
- rosette 60 x 60 mm
- with hot marking

	Dark Chrome	20 000 715-19
	Chrome	20 000 715-00
	Brushed Platinum	20 000 715-06
	Brushed Champagne (22kt Gold)	20 000 715-46
	Champagne (22kt Gold)	20 000 715-47
	Brushed Dark Platinum	20 000 715-99

20 000 715 Product version from 6/1/2015

mm [inches]



Flow rate chart



Codes & Standards

ASME A112.18.1

cUPC

DIN 4109

ISO 3822

Ü-Zeichen



Deck valve clockwise closing hot - Dark Chrome

SERIES SPECIFIC

20 000 715 Product version from 6/1/2015

Certificates and sustainability

IAPMO_4976

LGA_28

Deck valve clockwise closing hot - Dark Chrome

SERIES SPECIFIC

20 000 715 Product version from 6/1/2015

Parts for other
finishes can be found
here: [Chrome](#)



Spare parts list

No.	Item Number	Name	Quantity used	Delivery time
6	09 30 11 059 90	disc	1.00	2
5	04 17 11 023 10 90	distributor	1.00	2
3	90 90 03 133 00 90	top	1.00	2
2	04 17 11 058 33 90	side panel	1.00	2
4	04 23 10 032 78 90	fixing set	1.00	2
1	90 20 70 057 00-19	handle (hot)	1.00	20
7	09 23 10 012 90	nut	1.00	2