


CL.1 Deck valve clockwise closing cold - Champagne (22kt Gold)
CL.1

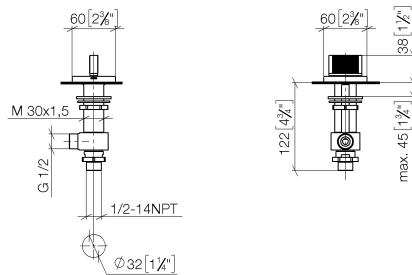
20 002 705
Product version from 3/9/2015



- with CASCADE structure
- hole diameter 32 mm
- rosette 60 x 60 mm
- with cold marking
- WRAS

	Champagne (22kt Gold)	20 002 705-47
	Chrome	20 002 705-00
	Brushed Platinum	20 002 705-06
	Dark Chrome	20 002 705-19
	Brushed Champagne (22kt Gold)	20 002 705-46
	Brushed Dark Platinum	20 002 705-99

mm [inches]



### Flow rate chart



### Codes & Standards

DIN 4109

ISO 3822

Scottish Water  
Byelaws

UK Water Supply  
Regulations

Ü-Zeichen



## CL.1 Deck valve clockwise closing cold - Champagne (22kt Gold)

---

CL.1

20 002 705 Product version from 3/9/2015

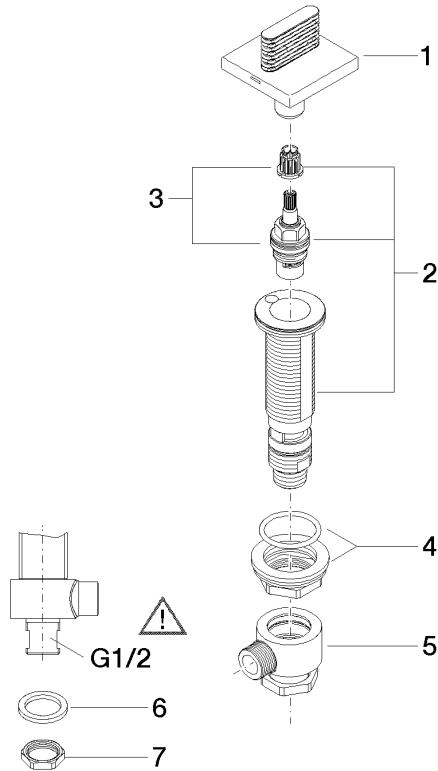
Certificates and sustainability

---

WRAS\_2103

LGA\_28

Parts for other  
finishes can be found  
here: [Chrome](#)



## Spare parts list

No.	Item Number	Name	Quantity used	Delivery time
4	04 23 10 032 78 90	fixing set	1.00	2
6	90 23 30 040 00-47	threaded connector	1.00	30
1	90 20 70 053 04-47	handle ( cold )	1.00	30
7	09 30 11 059 90	disc	1.00	2
3	90 90 03 133 00 90	top	1.00	2
5	04 17 11 023 10 90	distributor	1.00	2
2	04 17 11 058 33 90	side panel	1.00	2
8	09 23 10 012 90	nut	1.00	2