

CL.1 Deck valve clockwise closing cold - Brushed Platinum

CL.1

20 004 705



- hole diameter 32 mm
- rosette 60 x 47 mm
- with cold marking
- WRAS 240202020

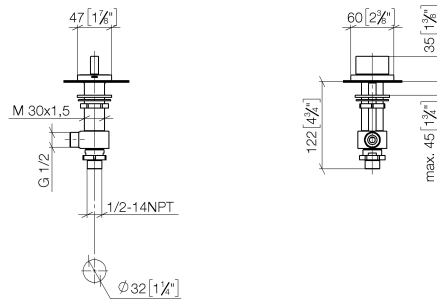
	Brushed Platinum	20 004 705-06
	Chrome	20 004 705-00
	Dark Chrome	20 004 705-19
	Brushed Champagne (22kt Gold)	20 004 705-46
	Champagne (22kt Gold)	20 004 705-47
	Brushed Dark Platinum	20 004 705-99

## CL.1 Deck valve clockwise closing cold - Brushed Platinum

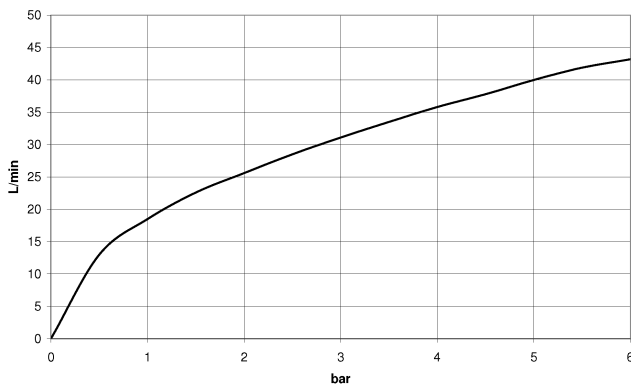
CL.1

20 004 705

mm [inches]



### Flow rate chart



### Codes & Standards

ASME A112.18.1	cUPC	DIN 4109	ISO 3822
NSF372	NSF61	Scottish Water Byelaws	UK Water Supply Regulations

Ü-Zeichen



CL.1 Deck valve clockwise closing cold - Brushed Platinum

CL.1

20 004 705

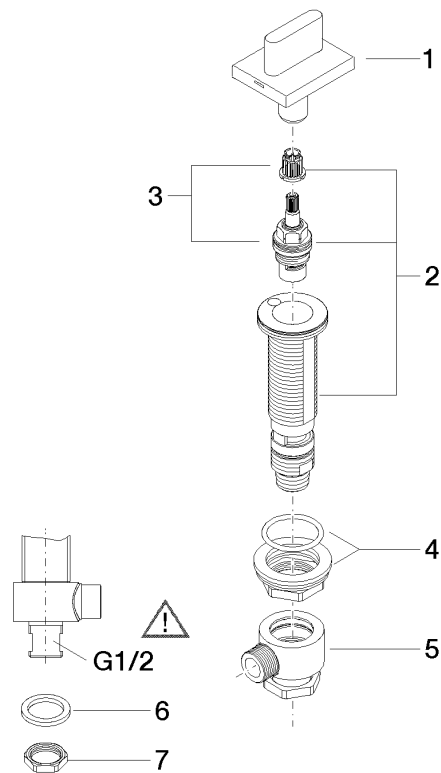
Certificates

WRAS\_240202IAPMO\_4976IAPMO\_N-4WRAS\_1804LGA\_28

IAPMO\_6

**Product version from 3/9/2015**

Parts for other  
finishes can be found  
here: [Chrome](#)





## CL.1 Deck valve clockwise closing cold - Brushed Platinum

CL.1

20 004 705

### Spare parts list

#### Product version from 3/9/2015

No.	Item Number	Name	Quantity used	Delivery time
	90 20 70 051 06-06	handle ( cold )	8	10