

MEM Three-hole basin mixer with pop-up waste - Dark Chrome








MEM

20 713 782

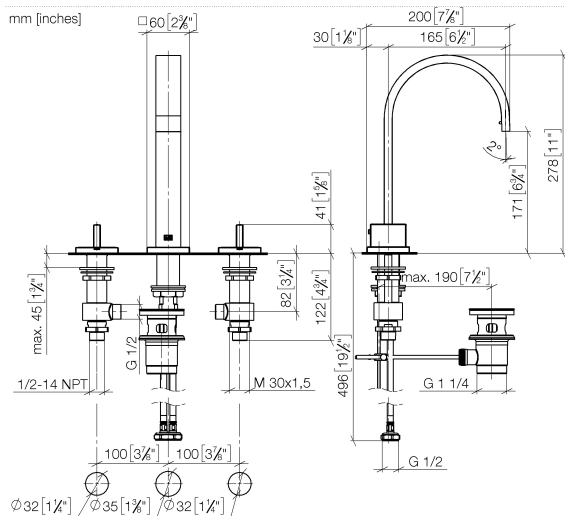


- 165mm projection
- fixed spout
- rectangular, air-enriched flow
- height of mixer 277 mm
- height up to aerator 170 mm
- hole diameter spout 35 mm
- hole diameter valve 32 mm
- rosette 60 x 60 mm
- 2x screw-in M 10 x 1 pressure hose, leak-tested
- max. flow 8.3 l/min
- lead-free
- This product can help a building meet the requirements of Green Building Rating Systems, e.g. LEED®, BREEAM®, DGNB

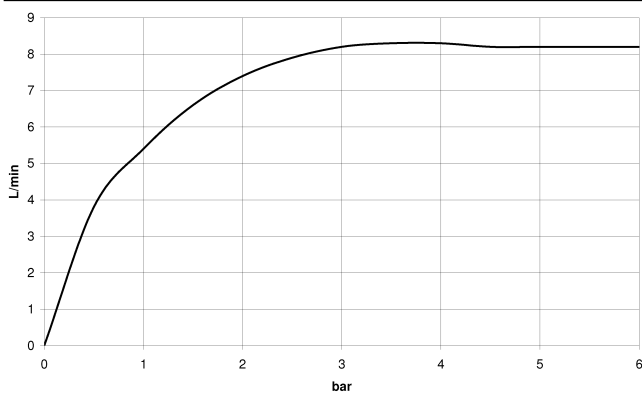
Only suitable for basins with an overflow.

	Dark Chrome	20 713 782-19
	Chrome	20 713 782-00
	Brushed Platinum	20 713 782-06
	Platinum	20 713 782-08
	Brushed Durabronze (23kt Gold)	20 713 782-28
	Brushed Champagne (22kt Gold)	20 713 782-46
	Champagne (22kt Gold)	20 713 782-47
	Brushed Dark Platinum	20 713 782-99

20 713 782



Flow rate chart



Certificates

WRAS_2306057. LGA_18594. GDV_0400289.

MEM Three-hole basin mixer with pop-up waste - Dark Chrome

MEM

20 713 782

Parts for other
finishes can be found
here: [Chrome](#)

