

## Single-lever bath mixer with stand pipe for free-standing assembly with hand shower set - Brushed Bronze












SERIES SPECIFIC

25 863 661 Product version from 10/1/2023



- spout: circular, air-enriched flow
- max. flow 19.5 l/min at 3 bar flow pressure
- Hand shower: COMPACT RAIN, max. flow rate 6.8 l/min (at 3 bar)
- bar-type hand shower with anti-scale system
- pivotable spout 360°
- 281mm projection
- wall bracket
- automatic bath/shower diverter
- total height 1031 - 1101 mm
- stand pipe height 565 - 635 mm
- height up to aerator 899 – 969 mm
- slide-on rosettes Ø 135 mm
- metal shower hose 1250mm with integrated anti-twist protection
- WRAS

Intrinsic protection against back flow.

|   |                               |               |
|---|-------------------------------|---------------|
|    | Brushed Bronze                | 25 863 661-42 |
|    | Chrome                        | 25 863 661-00 |
|    | Brushed Platinum              | 25 863 661-06 |
|    | Dark Chrome                   | 25 863 661-19 |
|    | Light Gold                    | 25 863 661-26 |
|    | Brushed Light Gold            | 25 863 661-27 |
|    | Brushed Durabrass (23kt Gold) | 25 863 661-28 |
|    | Matte Black                   | 25 863 661-33 |
|    | Brushed Dark Brass            | 25 863 661-39 |
|   | Brushed Champagne (22kt Gold) | 25 863 661-46 |
|  | Champagne (22kt Gold)         | 25 863 661-47 |
|  | Brushed Chrome                | 25 863 661-93 |
|  | Brushed Dark Platinum         | 25 863 661-99 |

# Single-lever bath mixer with stand pipe for free-standing assembly with hand shower set - Brushed Bronze

SERIES SPECIFIC

25 863 661 Product version from 10/1/2023



## Flow rate chart



## Codes & Standards

ASME A112.18.1

cUPC

Scottish Water  
Byelaws

UK Water Supply  
Regulations



## Single-lever bath mixer with stand pipe for free-standing assembly with hand shower set - Brushed Bronze

SERIES SPECIFIC

---

25 863 661 Product version from 10/1/2023

Certificates and sustainability

---

IAPMO\_4976

WRAS\_250502

# Single-lever bath mixer with stand pipe for free-standing assembly with hand shower set - Brushed Bronze

SERIES SPECIFIC

25 863 661 Product version from 10/1/2023

Parts for other  
finishes can be found  
here: [Chrome](#)





## Single-lever bath mixer with stand pipe for free-standing assembly with hand shower set - Brushed Bronze

SERIES SPECIFIC

25 863 661 Product version from 10/1/2023

### Spare parts list

| No.  | Item Number        | Name                | Quantity used | Delivery time |
|--|--------------------|---------------------|---------------|---------------|
| 8  | 90 16 02 023 00 90 | spring              | 1.00          | 2             |
| 32   | 09 14 10 018 90    | seal                | 1.00          | 2             |
| 28   | 04 28 22 030 00-42 | pipe                | 1.00          | 60            |
| 7  | 09 24 03 153 20-42 | nipple              | 1.00          | -             |
| Spare part can no longer be ordered, please order the replacement item |                    |                     |               |               |
| 6  | 90 14 10 010 00 90 | seal                | 3.00          | 2             |
| 31   | 09 14 10 084 90    | seal                | 1.00          | 2             |
| 14   | 04 31 20 036 00 90 | plug                | 2.00          | 2             |
| 5  | 90 23 01 141 00 90 | back-flow preventer | 1.00          | 2             |
| 24   | 09 24 03 152 20-42 | adaptor             | 1.00          | -             |
| Spare part can no longer be ordered, please order the replacement item |                    |                     |               |               |
| 2  | 90 30 02 072 00-42 | hose                | 1.00          | 30            |
| 4  | 09 31 11 058 90    | pin                 | 1.00          | 2             |
| 25   | 09 30 30 111 90    | screw               | 1.00          | 2             |
| 22   | 90 20 66 005 00-42 | handle              | 1.00          | 30            |
| 17   | 09 20 88 002-42    | handle              | 1.00          | 60            |
| 11   | 90 21 02 069 00-42 | cover               | 1.00          | 30            |
| 3  | 09 18 40 118 90    | sleeve              | 1.00          | 2             |
| 30   | 90 14 10 129 00 90 | seal                | 1.00          | 2             |
| 29   | 09 27 88 007-42    | rosette             | 1.00          | 60            |
| 26   | 09 14 10 139 90    | seal                | 2.00          | 2             |
| 23   | 04 31 20 039 11 90 | plug                | 1.00          | 2             |
| 20   | 09 14 10 037 90    | seal                | 1.00          | 2             |
| 19   | 09 24 04 298 90    | nut                 | 1.00          | 2             |
| 18   | 90 15 05 039 00 90 | cartridge           | 1.00          | 2             |
| 12   | 90 14 20 026 00 90 | seal                | 1.00          | 2             |
| 10   | 09 24 03 069 90    | nipple              | 1.00          | 2             |
| 27   | 04 28 22 025 00 90 | connection          | 2.00          | 2             |
| 21   | 09 28 30 036-42    | cover               | 1.00          | 60            |
| 15   | 09 14 10 112 90    | seal                | 1.00          | 2             |
| 9  | 09 31 09 102 20-42 | pull-rod            | 1.00          | -             |
| Spare part can no longer be ordered, please order the replacement item |                    |                     |               |               |
| 16   | 09 21 34 081 20-42 | nipple              | 1.00          | 60            |
| 13   | 90 28 22 327 01-42 | spout               | 1.00          | 30            |
| 1  | 90 12 11 140 41-42 | shower              | 1.00          | 30            |