

TARA Two-hole bath mixer for free-standing assembly with hand shower set - Chrome













TARA

25 943 882 Product version up to 5/27/2021



- 220mm projection
 - pivotable spout 180°
 - spout: circular, air-enriched flow
 - Hand shower: COMPACT RAIN, max. flow rate 6.8 l/min (at 3 bar)
 - hand shower with anti-scale system
 - rotary diverter for bath/shower
 - total height 920 mm
 - stand pipes height 628 mm
 - height up to aerator 765 mm
 - slide-on rosettes Ø 90 mm
 - gauge 150 mm
 - metal shower hose 1250mm with integrated anti-twist protection
 - pivotable shower holder on the right foot
 - max. flow 22 l/min at 3 bar flow pressure
 - WRAS
- Intrinsic protection against back flow.**

Intrinsic protection against back flow.

	Chrome	25 943 882-00
	Brushed Platinum	25 943 882-06
	Platinum	25 943 882-08
	Dark Chrome	25 943 882-19
	Brushed Durabronze (23kt Gold)	25 943 882-28
	Matte Black	25 943 882-33
	Brushed Dark Brass	25 943 882-39
	Brushed Bronze	25 943 882-42
	Brushed Champagne (22kt Gold)	25 943 882-46
	Champagne (22kt Gold)	25 943 882-47
	Brushed Chrome	25 943 882-93
	Brushed Dark Platinum	25 943 882-99

Required miscellaneous



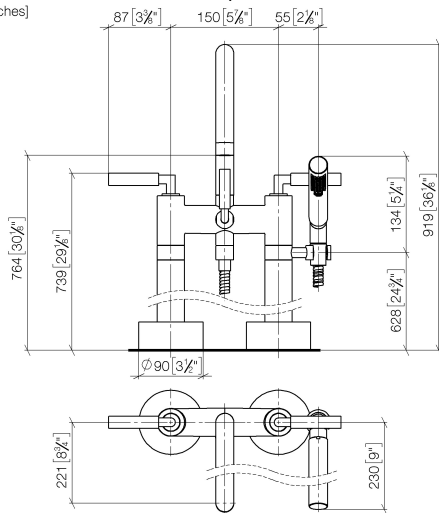
- Concealed floor mounting -**
- max. recess depth 160 mm
 - min. recess depth 80 mm

35 944 970 90

TARA Two-hole bath mixer for free-standing assembly with hand shower set - Chrome

TARA

25 943 882 Product version up to 5/27/2021
mm [inches]



Flow rate chart



Codes & Standards

ASME A112.18.1	cUPC	DIN 4109	EN 1717
ISO 3822	Scottish Water Byelaws	UK Water Supply Regulations	Ü-Zeichen



TARA Two-hole bath mixer for free-standing assembly with hand shower set -
Chrome

TARA

25 943 882 Product version up to 5/27/2021

Certificates and sustainability

IAPMO_4976	WRAS_2212	LGA_18	Belgaqua_21-033-2
------------	-----------	--------	-------------------

TARA Two-hole bath mixer for free-standing assembly with hand shower set - Chrome

TARA

25 943 882 Product version up to 5/27/2021



TARA Two-hole bath mixer for free-standing assembly with hand shower set - Chrome

TARA

25 943 882 Product version up to 5/27/2021

Spare parts list

No.	Item Number	Name	Quantity used	Delivery time
30	90 90 03 131 00 90	top	1.00	2
28	09 24 03 081 10 90	extension	4.00	2
11	04 24 04 189 00-00	nipple	1.00	10
21	09 27 89 025-00	rosette	2.00	10
13	28 019 979-00	Hand shower - Chrome	1.00	-
Spare part can no longer be ordered, please order the replacement item				
8	90 28 22 222 00-00	spout	1.00	10
27	09 30 11 130-07	connection	2.00	30
29	09 24 03 080 90	extension	2.00	2
35	09 24 03 121-00	nipple	1.00	10
20	09 14 10 041 90	seal	2.00	2
10	90 21 10 011 00 90	diverter	1.00	2
7	90 90 03 130 00 90	top	1.00	2
17	09 29 05 021 20 90	nipple	2.00	2
3	09 20 88 052-00	handle	2.00	10
16	04 28 10 029 01-00	holder	1.00	10
14	90 30 02 072 00-00	Metal shower hose 1/2" x 3/8" x 1250 mm - Chrome	1.00	10
31	90 15 01 005 00 90	insert	1.00	2
2	04 18 20 022 00-00	angle	2.00	10
18	09 14 10 112 90	seal	4.00	2
4	90 12 12 007 00-00	base	2.00	10
37	09 21 02 143-00	sleeve	1.00	10
1	04 20 88 052 00-00	handle	2.00	10
25	09 24 03 094-07	nipple	2.00	30
32	90 18 20 025 00-00	diverter	1.00	10
26	04 23 10 023 00 90	fixing set	2.00	2
36	09 23 01 131 90	back-flow preventer	1.00	2
33	09 28 10 028-00	sleeve	1.00	10
23	04 28 22 009 20-00	connection	2.00	10
9	90 23 01 024 00-00	aerator	1.00	10
22	09 23 30 040-07	nut	2.00	30
24	09 14 10 081 90	seal	2.00	2
19	90 14 10 055 00 90	seal	4.00	2
34	90 14 10 032 00 90	seal	2.00	2
38	90 14 20 026 00 90	seal	1.00	2
12	90 14 20 002 00 90	seal	1.00	2
15	90 18 40 035 00 90	sleeve	1.00	2
5	90 30 11 029 00 90	disc	2.00	2
6	90 30 30 075 00 90	screw	2.00	2