

## TARA Two-hole bath mixer for free-standing assembly with hand shower set - Brushed Dark Platinum













TARA

25 943 882 Product version up to 5/27/2021



- 220mm projection
  - pivotable spout 180°
  - spout: circular, air-enriched flow
  - Hand shower: COMPACT RAIN, max. flow rate 6.8 l/min (at 3 bar)
  - hand shower with anti-scale system
  - rotary diverter for bath/shower
  - total height 920 mm
  - stand pipes height 628 mm
  - height up to aerator 765 mm
  - slide-on rosettes Ø 90 mm
  - gauge 150 mm
  - metal shower hose 1250mm with integrated anti-twist protection
  - pivotable shower holder on the right foot
  - max. flow 22 l/min at 3 bar flow pressure
  - WRAS
- Intrinsic protection against back flow.**

Intrinsic protection against back flow.

	Brushed Dark Platinum	25 943 882-99
	Chrome	25 943 882-00
	Brushed Platinum	25 943 882-06
	Platinum	25 943 882-08
	Dark Chrome	25 943 882-19
	Brushed Durabronze (23kt Gold)	25 943 882-28
	Matte Black	25 943 882-33
	Brushed Dark Brass	25 943 882-39
	Brushed Bronze	25 943 882-42
	Brushed Champagne (22kt Gold)	25 943 882-46
	Champagne (22kt Gold)	25 943 882-47
	Brushed Chrome	25 943 882-93

### Required miscellaneous



- Concealed floor mounting -**
- max. recess depth 160 mm
  - min. recess depth 80 mm

35 944 970 90

## TARA Two-hole bath mixer for free-standing assembly with hand shower set - Brushed Dark Platinum

TARA

25 943 882 Product version up to 5/27/2021  
mm [inches]



### Flow rate chart



### Codes & Standards

ASME A112.18.1	cUPC	DIN 4109	EN 1717
ISO 3822	Scottish Water Byelaws	UK Water Supply Regulations	Ü-Zeichen



TARA Two-hole bath mixer for free-standing assembly with hand shower set -  
Brushed Dark Platinum

TARA

25 943 882    Product version up to 5/27/2021

Certificates and sustainability

IAPMO_4976	WRAS_2212	LGA_18	Belgaqua_21-033-2
------------	-----------	--------	-------------------

# TARA Two-hole bath mixer for free-standing assembly with hand shower set - Brushed Dark Platinum

TARA

25 943 882 Product version up to 5/27/2021



# TARA Two-hole bath mixer for free-standing assembly with hand shower set - Brushed Dark Platinum

TARA

25 943 882 Product version up to 5/27/2021

## Spare parts list

No.	Item Number	Name	Quantity used	Delivery time
	22 09 23 30 040-07	nut	2.00	30
	18 09 14 10 112 90	seal	4.00	2
	23 04 28 22 009 20-99	connection	2.00	20
	32 90 18 20 025 00-99	diverter	1.00	20
	14 90 30 02 072 00-99	Metal shower hose 1/2" x 3/8" x 1250 mm - Brushed Dark Platinum	1.00	20
	11 04 24 04 189 00-99	nipple	1.00	20
	33 09 28 10 028-99	sleeve	1.00	20
	37 09 21 02 143-99	sleeve	1.00	20
	1 04 20 88 052 00-99	handle	2.00	20
	9 90 23 01 024 00-99	aerator	1.00	20
	4 90 12 12 007 00-99	base	2.00	20
	16 04 28 10 029 01-99	holder	1.00	20
	35 09 24 03 121-99	nipple	1.00	20
	29 09 24 03 080 90	extension	2.00	2
	24 09 14 10 081 90	seal	2.00	2
	8 90 28 22 222 00-99	spout	1.00	20
	20 09 14 10 041 90	seal	2.00	2
	36 09 23 01 131 90	back-flow preventer	1.00	2
	25 09 24 03 094-07	nipple	2.00	30
	27 09 30 11 130-07	connection	2.00	30
	17 09 29 05 021 20 90	nipple	2.00	2
	28 09 24 03 081 10 90	extension	4.00	2
	30 90 90 03 131 00 90	top	1.00	2
	13 28 019 979-99	Hand shower - Brushed Dark Platinum	1.00	-
Spare part can no longer be ordered, please order the replacement item				
	3 09 20 88 052-99	handle	2.00	20
	31 90 15 01 005 00 90	insert	1.00	2
	2 04 18 20 022 00-99	angle	2.00	20
	7 90 90 03 130 00 90	top	1.00	2
	21 09 27 89 025-99	rosette	2.00	20
	26 04 23 10 023 00 90	fixing set	2.00	2
	10 90 21 10 011 00 90	diverter	1.00	2
	5 90 30 11 029 00 90	disc	2.00	2
	12 90 14 20 002 00 90	seal	1.00	2
	34 90 14 10 032 00 90	seal	2.00	2
	6 90 30 30 075 00 90	screw	2.00	2
	15 90 18 40 035 00 90	sleeve	1.00	2
	38 90 14 20 026 00 90	seal	1.00	2
	19 90 14 10 055 00 90	seal	4.00	2