

MADISON Shower set without hand shower - Chrome

MADISON

26 413 370 Product version from 7/1/2025



- shower hose connector 1/2"
- metal shower hose 1750mm with integrated anti-twist protection
- slide bar








Technical data:

- gauge 850 mm
- rosettes Ø 60 mm
- Pipe diameter 18 mm


Notes:

- WRAS


This article does not include a hand shower!

	Chrome	26 413 370-00
	Brushed Platinum	26 413 370-06
	Platinum	26 413 370-08
	Durabrand (23kt Gold)	26 413 370-09
	Brushed Durabrand (23kt Gold)	26 413 370-28
	Brushed Dark Brass	26 413 370-39
	Brushed Dark Platinum	26 413 370-99


Recommended miscellaneous

	Concealed wall elbow - •max. recess depth 163 mm •min. recess depth 90 mm	35 085 970 90
---	--	---------------


Recommended miscellaneous

	MADISON Wall elbow - Chrome	28 450 370-00
---	------------------------------------	---------------

Required miscellaneous

	MADISON Metal hand shower with porcelain insert (white) FlowReduce - Chrome	28 002 970-00 0010
---	--	--------------------

Required miscellaneous

	MADISON Hand shower FlowReduce - Chrome •spray head Ø 95mm •Hand shower see page {PAGE} •Three settings: COMPACT RAIN, COMPACT SOFT FLOW, COMPACT AQUAPRESSURE FLOW, max. flow rate l/min (at 3 bar)	28 002 978-00 0010
---	--	--------------------

Required miscellaneous

	MADISON Hand shower - Chrome •spray head Ø 95mm •Hand shower see page {PAGE} •Three settings: COMPACT RAIN, COMPACT SOFT FLOW, COMPACT AQUAPRESSURE FLOW, max. flow rate l/min (at 3 bar)	28 002 978-00
---	---	---------------



Codes & Standards			
ASME A112.18.1	cUPC	Scottish Water Byelaws	UK Water Supply Regulations

Certificates and sustainability	
WRAS_2009	IAPMO_4976



Spare parts list

No.	Item Number	Name	Quantity used	Delivery time
8	12 580 970-00	Slide unit - Chrome	1.00	10
2	09 30 30 048 90	screw	2.00	2
9	28 204 970-00	Metal shower hose 1/2" x 1/2" x 1750 mm - Chrome	1.00	2
5	09 21 40 020-00	connection	2.00	60
3	09 31 11 140 90	pin	2.00	60
7	08 28 22 596-00	pipe	1.00	10
6	09 18 40 009 90	sleeve	2.00	2
1	05 17 97 507 00 90	fixing set	2.00	2
4	09 31 11 002 90	pin	2.00	2