



- shower hose connector 1/2"
- metal shower hose 1750mm with integrated anti-twist protection
- slide bar








Technical data:

- gauge 850 mm
- rosettes Ø 60 mm
- Pipe diameter 18 mm


Notes:

- WRAS


This article does not include a hand shower!

| | | |
|---|-------------------------------|---------------|
|  | Platinum | 26 413 370-08 |
|  | Chrome | 26 413 370-00 |
|  | Brushed Platinum | 26 413 370-06 |
|  | Durabrace (23kt Gold) | 26 413 370-09 |
|  | Brushed Durabrace (23kt Gold) | 26 413 370-28 |
|  | Brushed Dark Brass | 26 413 370-39 |
|  | Brushed Dark Platinum | 26 413 370-99 |

Recommended miscellaneous

| | | |
|---|--|---------------|
|  | Concealed wall elbow - •max. recess depth 163 mm •min. recess depth 90 mm | 35 085 970 90 |
|---|--|---------------|


Recommended miscellaneous

| | | |
|---|--------------------------------------|---------------|
|  | MADISON Wall elbow - Platinum | 28 450 370-08 |
|---|--------------------------------------|---------------|


Required miscellaneous

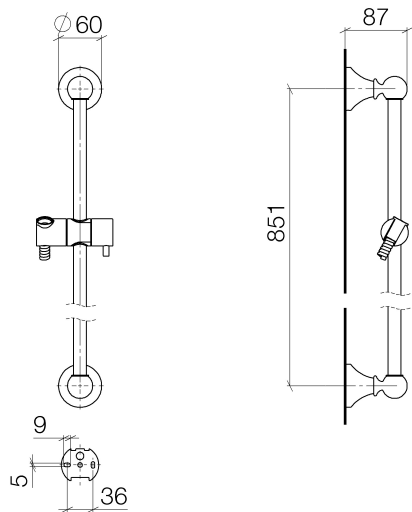
| | | |
|---|---|-----------------------|
|  | MADISON Hand shower FlowReduce - Platinum •spray head Ø 95mm •Hand shower see page {PAGE} •Three settings: COMPACT RAIN, COMPACT SOFT FLOW, COMPACT AQUAPRESSURE FLOW, max. flow rate l/min (at 3 bar) | 28 002 978-08 0010 |
|---|---|-----------------------|

Required miscellaneous

| | | |
|---|--|-----------------------|
|  | MADISON Metal hand shower with porcelain insert (white) FlowReduce - Platinum | 28 002 970-08 0010 |
|---|--|-----------------------|

Required miscellaneous

| | | |
|---|--|---------------|
|  | MADISON Hand shower - Platinum •spray head Ø 95mm •Hand shower see page {PAGE} •Three settings: COMPACT RAIN, COMPACT SOFT FLOW, COMPACT AQUAPRESSURE FLOW, max. flow rate l/min (at 3 bar) | 28 002 978-08 |
|---|--|---------------|



| Codes & Standards | | | |
|-------------------|------|------------------------|-----------------------------|
| ASME A112.18.1 | cUPC | Scottish Water Byelaws | UK Water Supply Regulations |

| Certificates and sustainability | |
|---------------------------------|------------|
| WRAS_2009 | IAPMO_4976 |



Spare parts list

| No. | Item Number | Name | Quantity used | Delivery time |
|-----|--------------------|--|---------------|---------------|
| 8 | 12 580 970-08 | Slide unit - Platinum | 1.00 | 40 |
| 2 | 09 30 30 048 90 | screw | 2.00 | 2 |
| 7 | 08 28 22 596-08 | pipe | 1.00 | 40 |
| 9 | 28 204 970-08 | Metal shower hose 1/2" x 1/2" x 1750 mm - Platinum | 1.00 | 40 |
| 1 | 05 17 97 507 00 90 | fixing set | 2.00 | 2 |
| 3 | 09 31 11 140 90 | pin | 2.00 | 60 |
| 6 | 09 18 40 009 90 | sleeve | 2.00 | 2 |
| 4 | 09 31 11 002 90 | pin | 2.00 | 2 |
| 5 | 09 21 40 020-08 | connection | 2.00 | 60 |