

VAIA Bath shower set for bath rim or tile edge installation - Chrome

VAIA

27 632 809



- spout: circular, air-enriched flow
- max. flow 24.6 l/min at 3 bar flow pressure
- Hand shower: COMPACT RAIN, max. flow rate 6.8 l/min (at 3 bar)
- complete hand shower set with anti-scale system
- automatic bath/shower diverter
- 220mm projection
- height of mixer 347 mm
- height up to aerator 244 mm
- hole diameter spout 32 mm
- hole diameter single-lever mixer 35 mm
- hole diameter for complete hand shower set 32 mm
- rosette for spout Ø 60mm
- rosette for single-lever mixer Ø 55mm
- rosette for complete hand shower set Ø 60mm
- metal shower hose 1750mm with integrated anti-twist protection

Intrinsic protection against back flow.

	Chrome	27 632 809-00
	Brushed Platinum	27 632 809-06
	Platinum	27 632 809-08
	Dark Chrome	27 632 809-19
	Brushed Durabronze (23kt Gold)	27 632 809-28
	Brushed Bronze	27 632 809-42
	Brushed Champagne (22kt Gold)	27 632 809-46
	Champagne (22kt Gold)	27 632 809-47
	Brushed Dark Platinum	27 632 809-99

Recommended miscellaneous



Perfecto installation kit -

12 614 970 90

Recommended miscellaneous



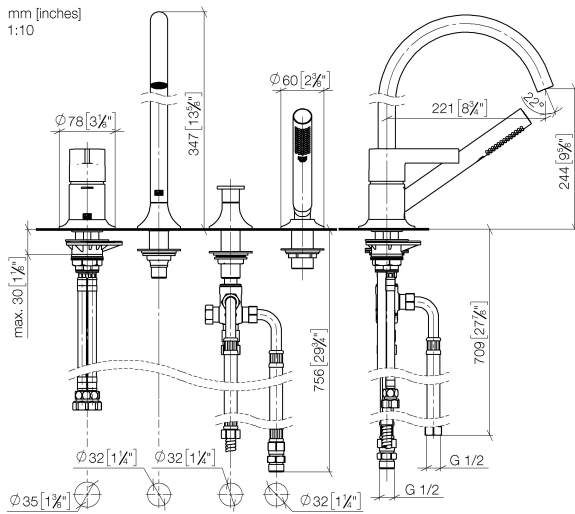
Decorative caps for Perfecto - Chrome

- 1 pair

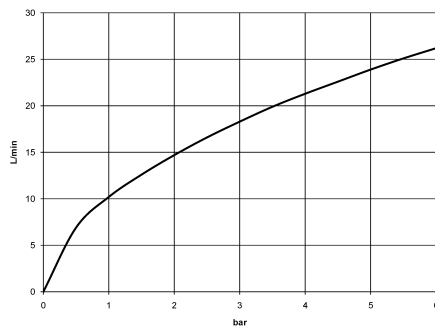
12 801 970-00

27 632 809

mm [inches]
1:10



Flow rate chart



Codes & Standards

ASME A112.18.1

cUPC

DIN 4109

EN 1717

ISO 3822

Ü-Zeichen



VAIA Bath shower set for bath rim or tile edge installation - Chrome

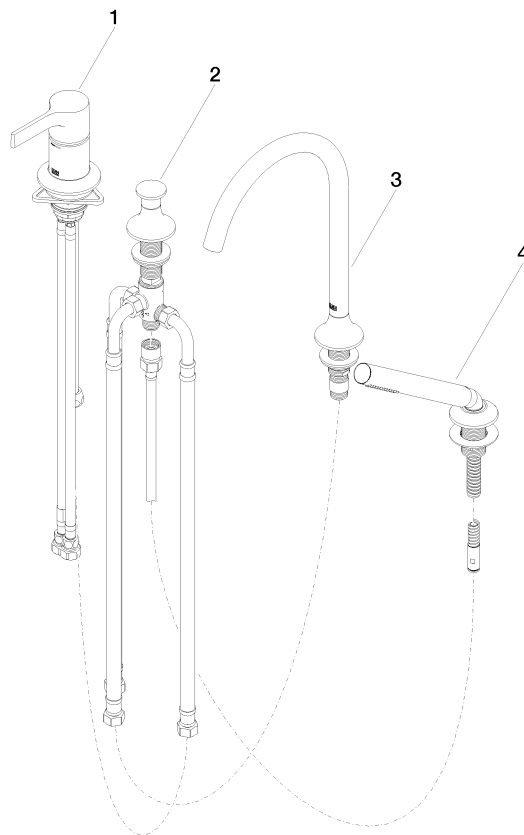
VAIA

27 632 809

Certificates

LGA_29

Belgaqua_21-026-2 IAPMO_4976





VAIA Bath shower set for bath rim or tile edge installation - Chrome

VAIA

27 632 809

Spare parts list

No.	Item Number	Name	Quantity used	Delivery time
	29 300 809-00	connection	4	10