

## LISSÉ Hand shower set with individual rosettes - Chrome

LISSÉ

27 803 845 Product version from 3/9/2016 to 6/3/2020



- Three or five settings: COMPACT RAIN, COMPACT SOFT FLOW, COMPACT AQUAPRESSURE FLOW, max. flow rate 15 l/min (at 3 bar)
- metal shower hose 1250mm with integrated anti-twist protection
- 3/8" shower outlet
- with anti-scale system















### Technical data:

- rosette for wall elbow 60 x 78mm
- rosette for shower holder 60 x 78mm
- 1/2" wall elbow

### Notes:

- WRAS

Intrinsic protection against back flow.

	Chrome	27 803 845-00
	Chrome	27 803 845-00 0010
	Brushed Platinum	27 803 845-06
	Brushed Platinum	27 803 845-06 0010
	Dark Chrome	27 803 845-19 0010
	Dark Chrome	27 803 845-19
	Brushed Light Gold	27 803 845-27 0010
	Brushed Light Gold	27 803 845-27
	Matte Black	27 803 845-33 0010
	Matte Black	27 803 845-33
	Brushed Chrome	27 803 845-93
	Brushed Chrome	27 803 845-93 0010
	Brushed Dark Platinum	27 803 845-99
	Brushed Dark Platinum	27 803 845-99 0010

## Recommended miscellaneous

### Concealed wall elbow -

35 085 970 90



- max. recess depth 163 mm
- min. recess depth 90 mm

27 803 845 Product version from 3/9/2016 to 6/3/2020

mm [inches]



### Flow rate chart



### Codes & Standards

DIN 4109

ISO 3822

Scottish Water  
Byelaws

UK Water Supply  
Regulations

### Ü-Zeichen



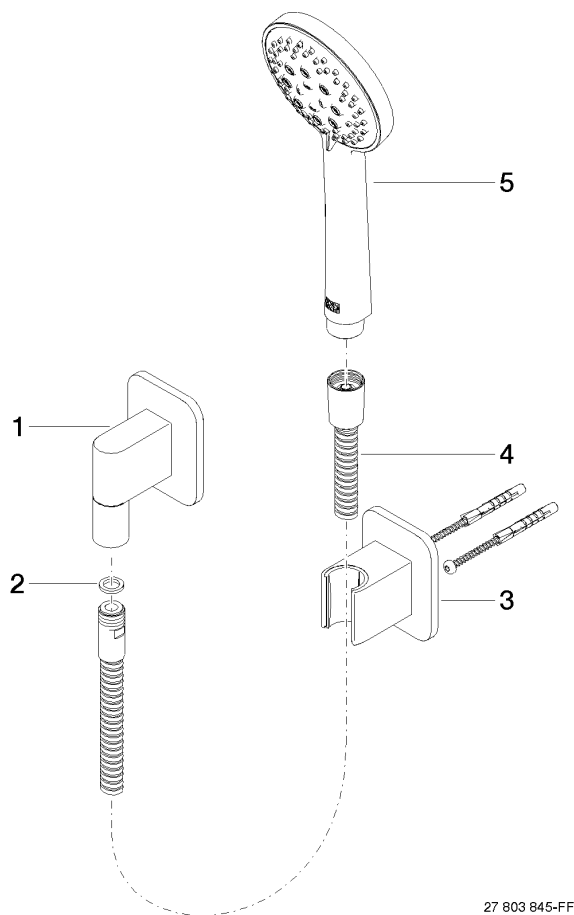
LISSE Hand shower set with individual rosettes - Chrome

LISSE

27 803 845 Product version from 3/9/2016 to 6/3/2020

Certificates and sustainability

LGA_29	LGA_29	WRAS_2304
--------	--------	-----------



27 803 845-FF

## Spare parts list

No.	Item Number	Name	Quantity used	Delivery time
3	28 050 845-00	LISSÉ Wall bracket - Chrome	1.00	10
1	28 450 845-00	LISSÉ Wall elbow - Chrome	1.00	10
4	90 30 02 072 00-00	Metal shower hose 1/2" x 3/8" x 1250 mm - Chrome	1.00	10
2	90 14 20 026 00 90	seal	1.00	2
5	90 12 11 173 00-00	shower	1.00	10