


WATER TUBE Kneipp wall elbow with hose holder with individual rosettes -
Platinum


SERIES SPECIFIC

27 821 979	Product version up to 3/12/2018		
	<ul style="list-style-type: none"> • LAMINAR FLOW, max. flow rate 15 l/min (at 3 bar) • with volume control • rosette 60 x 60 mm • holder for Kneipp hose • 1/2" wall elbow • without hose 	<div>Platinum</div> <div>27 821 979-08</div>	
	Intrinsic protection against back flow.	<div>Chrome</div> <div>27 821 979-00</div>	
	Product change as of 1.4.2023: max. flow 15 l/min	<div>Brushed Platinum</div> <div>27 821 979-06</div>	
		<div>Dark Chrome</div> <div>27 821 979-19</div>	
		<div>Brushed Light Gold</div> <div>27 821 979-27</div>	
		<div>Brushed Durabrass (23kt Gold)</div> <div>27 821 979-28</div>	
		<div>Matte Black</div> <div>27 821 979-33</div>	
		<div>Brushed Champagne (22kt Gold)</div> <div>27 821 979-46</div>	
		<div>Champagne (22kt Gold)</div> <div>27 821 979-47</div>	
		<div>Brushed Chrome</div> <div>27 821 979-93</div>	
		<div>Brushed Dark Platinum</div> <div>27 821 979-99</div>	


Recommended miscellaneous

	Concealed wall elbow -	35 085 970 90
	<ul style="list-style-type: none"> • max. recess depth 163 mm • min. recess depth 90 mm 	

Required miscellaneous

	WATER TUBE Kneipp hose black	28 286 979-08
	2000 mm - Platinum <ul style="list-style-type: none"> • with holding ring • hose nozzle with sleeve M33 	

Required miscellaneous

	WATER TUBE Kneipp hose white	28 285 979-08
	2000 mm - Platinum <ul style="list-style-type: none"> • with holding ring • hose nozzle with sleeve M33 	

WATER TUBE Kneipp wall elbow with hose holder with individual rosettes - Platinum

SERIES SPECIFIC

27 821 979 Product version up to 3/12/2018
mm [inches]



Flow rate chart



Codes & Standards

EN 1717



WATER TUBE Kneipp wall elbow with hose holder with individual rosettes - Platinum

SERIES SPECIFIC

27 821 979 Product version up to 3/12/2018

Certificates and sustainability

Belgaqua_22_280_2

WATER TUBE Kneipp wall elbow with hose holder with individual rosettes - Platinum

SERIES SPECIFIC

27 821 979 Product version up to 3/12/2018



Spare parts list

No.	Item Number	Name	Quantity used	Delivery time
	17 09 17 20 023-08	holder	1.00	40
	14 09 27 97 022-08	rosette	1.00	40
	15 08 17 20 726 90	holder	2.00	2
	2 90 90 03 145 00 90	top	1.00	2
	9 09 31 11 040 90	pin	1.00	2
	16 09 31 11 148 90	pin	2.00	2
	3 90 23 01 146 00 90	flow reducer	1.00	2
	6 90 31 11 112 00 90	pin	1.00	2
	1 09 20 97 021-08	handle	1.00	40
	10 09 27 97 021-08	rosette	1.00	40
	4 09 11 03 135-08	connection	1.00	60
	13 05 30 31 025 00 90	fixing set	1.00	2
	7 09 14 10 081 90	seal	1.00	2
	5 90 23 01 045 00 90	back-flow preventer	1.00	2
	11 09 14 10 119 90	seal	1.00	2
	12 90 14 10 049 00 90	seal	1.00	2
	8 09 24 03 151 90	nipple	1.00	2