










Affusion pipe with cover plate - Matte Black

27 838 979 Product version from 3/2/2021




- LAMINAR FLOW, max. flow rate 15 l/min (at 3 bar)
- 3/8" shower outlet
- cover plate 240 x 60 mm
- metal shower hose 1250mm with integrated anti-twist protection
- 1/2" connection
- plug-link mounting

Intrinsic protection against back flow.

	Matte Black	27 838 979-33
	Chrome	27 838 979-00
	Brushed Platinum	27 838 979-06
	Platinum	27 838 979-08
	Dark Chrome	27 838 979-19
	Brushed Light Gold	27 838 979-27
	Brushed Durabrass (23kt Gold)	27 838 979-28
	Brushed Chrome	27 838 979-93
	Brushed Dark Platinum	27 838 979-99

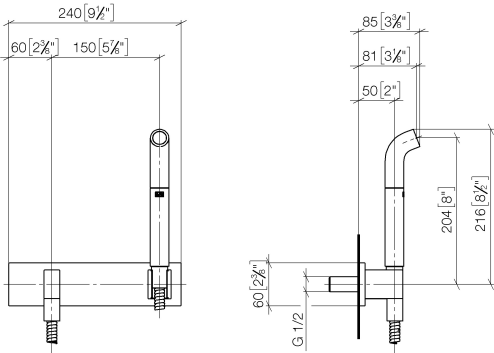
Recommended miscellaneous

	Concealed wall elbow -	35 085 970 90
	•min. recess depth mm	
	•max. recess depth mm	

Affusion pipe with cover plate - Matte Black

27 838 979 Product version from 3/2/2021

mm [inches]



Flow rate chart



Codes & Standards

DIN 4109

ISO 3822

Ü-Zeichen



Affusion pipe with cover plate - Matte Black

27 838 979 Product version from 3/2/2021

Certificates

LGA_38

Affusion pipe with cover plate - Matte Black

27 838 979 Product version from 3/2/2021



Spare parts list

No.	Item Number	Name	Quantity used	Delivery time
1	04 12 11 073 01-33	spout	1	30
2	90 30 02 072 00-33	Metal shower hose 1/2" x 3/8" x 1250 mm - Matte Black	1	30
3	09 16 01 014 90	ring	1	2
4	09 23 01 046 90	back-flow preventer	1	2
5	90 24 03 212 00 90	nipple	1	2
6	09 14 10 008 90	seal	1	2
7	09 31 11 026 90	pin	2	2
8	09 14 03 127 90	seal	1	2
9	09 11 03 046-33	connection	1	30
10	90 31 11 004 00 90	pin	1	2
11	90 14 10 077 00 90	seal	1	2
12	09 24 03 107 20 90	nipple	1	2
13	90 21 02 069 00-33	cover	1	30
14	90 14 20 026 00 90	seal	1	2
15	90 31 11 112 00 90	pin	1	2
16	09 17 20 044-33	holder	1	30
17	09 18 40 078 90	sleeve	1	2
18	05 30 31 025 00 90	fixing set	1	2
19	09 11 02 133-33	plate	1	60
20	09 24 03 073 90	nipple	1	2