

Hand shower FlowReduce - Brushed Champagne (22kt Gold)

IMO





















28 012 979



- Four settings: COMPACT RAIN, COMPACT SOFT FLOW, COMPACT AQUAPRESSURE FLOW, COMPACT CASCADE, max. flow rate 6.8 l/min (at 3 bar)
- with anti-scale system
- spray head Ø 120mm
- 1/2" connection
- This product can help a building meet the requirements of Green Building Rating Systems, e.g. LEED®, BREEAM®, DGNB

Intrinsic protection against back flow.

Fits: IMO, LULU, MADISON, MEM, TARA, CL.1, LISSÉ, VAIA, META, CYO

| | | |
|---|-------------------------------|--------------------|
|  | Brushed Champagne (22kt Gold) | 28 012 979-46 0010 |
|  | Chrome | 28 012 979-00 0010 |
|  | Chrome | 28 012 979-00 |
|  | Brushed Platinum | 28 012 979-06 |
|  | Brushed Platinum | 28 012 979-06 0010 |
|  | Platinum | 28 012 979-08 |
|  | Platinum | 28 012 979-08 0010 |
|  | Dark Chrome | 28 012 979-19 |
|  | Dark Chrome | 28 012 979-19 0010 |
|  | Brushed Durabrass (23kt Gold) | 28 012 979-28 |
|  | Brushed Durabrass (23kt Gold) | 28 012 979-28 0010 |
|  | Matte Black | 28 012 979-33 0010 |
|  | Matte Black | 28 012 979-33 |
|  | Brushed Champagne (22kt Gold) | 28 012 979-46 |
|  | Champagne (22kt Gold) | 28 012 979-47 |
|  | Champagne (22kt Gold) | 28 012 979-47 0010 |
|  | Brushed Chrome | 28 012 979-93 |
|  | Brushed Chrome | 28 012 979-93 0010 |
|  | Brushed Dark Platinum | 28 012 979-99 0010 |
|  | Brushed Dark Platinum | 28 012 979-99 |

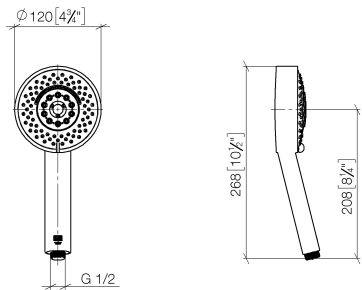


Hand shower FlowReduce - Brushed Champagne (22kt Gold)

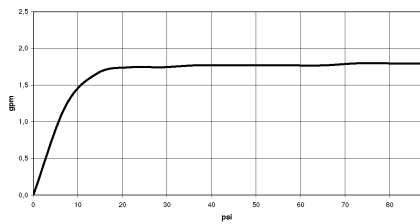
IMO

28 012 979

mm [inches]



Flow rate chart

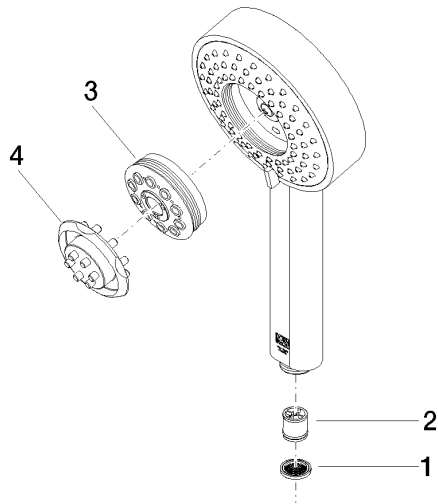


Certificates

LGA_29980.

28 012 979

Parts for other
finishes can be found
here: [Chrome](#)



Spare parts list

| No. | Item Number | Name | Quantity used | Delivery time |
|-----|--------------------|--------------|---------------|---------------|
| 1 | 09 23 01 039 90 | sieve | 1 | 2 |
| 2 | 09 23 01 166 90 | flow reducer | 1 | 2 |
| 3 | 04 12 11 071 00 90 | shower | 1 | 2 |
| 4 | 09 30 09 022 90 | key | 1 | 2 |