




Hand shower - Chrome

28 018 832

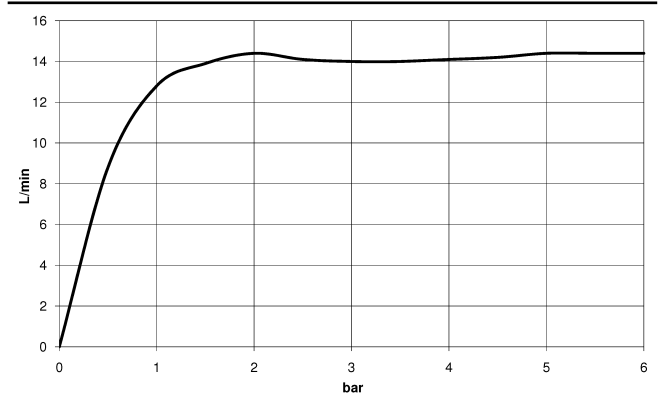
| | | | |
|---|--|--|---------------|
|  | <ul style="list-style-type: none"> • three settings: normal flow, soft flow, massage flow • with anti-scale system • spray head Ø 100mm • 1/2" connection • max. flow 7.6 l/min • WRAS • This product can help a building meet the requirements of Green Building Rating Systems, e.g. LEED®, BREEAM®, DGNB |  Chrome | 28 018 832-00 |
| | Intrinsic protection against back flow. |  Soft Black | 28 018 832-69 |



Hand shower - Chrome

28 018 832

Flow rate chart



Certificates

LGA_29984.

WRAS_2210003.