






TARA Two-way diverter for bath rim or tile edge installation - Champagne (22kt Gold)

TARA

29 140 892 Product version from 6/30/2015



- automatic bath/shower diverter
- hole diameter 32 mm
- rosette Ø 55 mm
- 1/2" connection
- max. flow 64.9 l/min at 3 bar flow pressure
- WRAS

	Champagne (22kt Gold)	29 140 892-47
	Chrome	29 140 892-00
	Brushed Platinum	29 140 892-06
	Platinum	29 140 892-08
	Dark Chrome	29 140 892-19
	Brushed Durabronze (23kt Gold)	29 140 892-28
	Matte Black	29 140 892-33
	Brushed Dark Brass	29 140 892-39
	Brushed Bronze	29 140 892-42
	Brushed Champagne (22kt Gold)	29 140 892-46
	Brushed Chrome	29 140 892-93
	Brushed Dark Platinum	29 140 892-99

TARA Two-way diverter for bath rim or tile edge installation - Champagne (22kt Gold)

TARA

29 140 892 Product version from 6/30/2015
mm [inches]



Flow rate chart



Codes & Standards

DIN 4109

ISO 3822

Ü-Zeichen



TARA Two-way diverter for bath rim or tile edge installation - Champagne (22kt Gold)

TARA

29 140 892 Product version from 6/30/2015

Certificates and sustainability

LGA_29

TARA Two-way diverter for bath rim or tile edge installation - Champagne (22kt Gold)

TARA

29 140 892 Product version from 6/30/2015

Parts for other finishes can be found here: [Chrome](#)

