

LISSE

Single-lever bath mixer for wall mounting without shower set - Matte Black

LISSE








33 200 845

Product version from 7/16/2018



- 190-200mm projection
- circular normal flow
- automatic bath/shower diverter
- 3/8" shower outlet
- slide-on rosettes Ø 60 mm
- 1/2" connection
- gauge 150 mm - 15 mm
- max. flow 13.5 l/min at 3 bar flow pressure
- WRAS

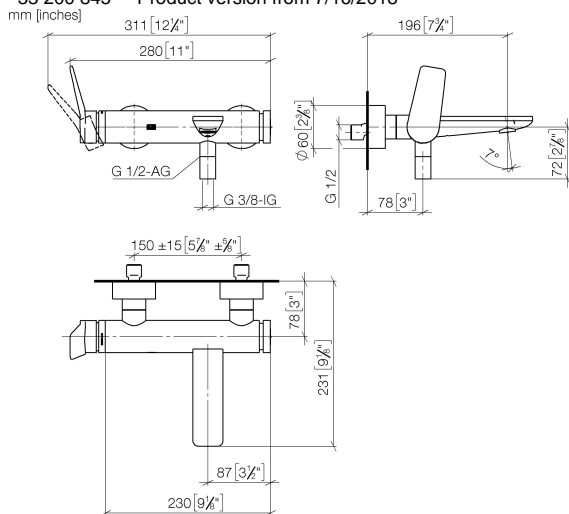
Intrinsic protection against back flow.

	Matte Black	33 200 845-33
	Chrome	33 200 845-00
	Brushed Platinum	33 200 845-06
	Dark Chrome	33 200 845-19
	Brushed Light Gold	33 200 845-27
	Brushed Chrome	33 200 845-93
	Brushed Dark Platinum	33 200 845-99

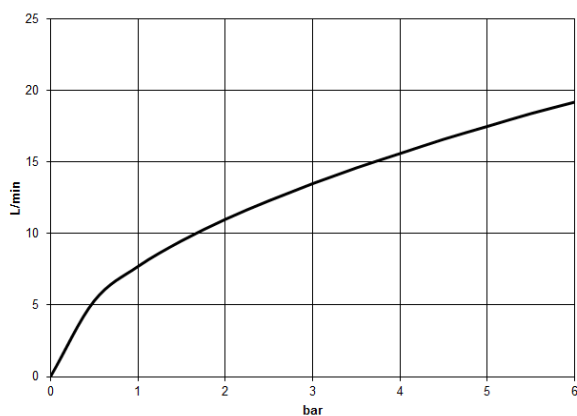
LISSE Single-lever bath mixer for wall mounting without shower set - Matte Black

LISSE

33 200 845 Product version from 7/16/2018



Flow rate chart



Codes & Standards

ASME A112.18.1	cUPC	DIN 4109	ISO 3822
----------------	------	----------	----------

Scottish Water Byelaws	UK Water Supply Regulations	Ü-Zeichen
---------------------------	--------------------------------	-----------



LISSE Single-lever bath mixer for wall mounting without shower set - Matte Black

LISSE

33 200 845 Product version from 7/16/2018
Certificates and sustainability

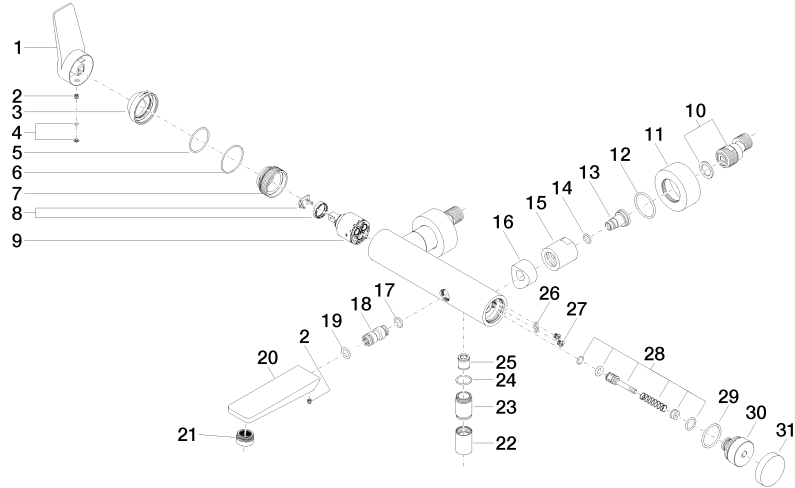
LGA_9 WRAS_2311 IAPMO_4976 (

LISSE Single-lever bath mixer for wall mounting without shower set - Matte Black

LISSE

33 200 845 Product version from 7/16/2018

Parts for other
finishes can be found
here: [Chrome](#)



LISSE Single-lever bath mixer for wall mounting without shower set - Matte Black

LISSE

33 200 845 Product version from 7/16/2018

Spare parts list

No.	Item Number	Name	Quantity used	Delivery time
23	09 24 03 115 20-33	nipple	1.00	30
26	09 14 10 001 90	seal	2.00	2
14	09 14 10 008 90	seal	2.00	2
27	09 30 30 113 20 90	screw	2.00	2
16	09 18 40 059-33	sleeve	2.00	30
4	90 31 20 087 00-33	plug	1.00	30
30	09 21 10 035 20-33	nipple	1.00	30
11	09 27 62 004-33	rosette	2.00	30
28	90 31 09 032 00-33	diverter	1.00	-
Spare part can no longer be ordered, please order the replacement item				
21	90 23 01 161 00-33	aerator	1.00	30
18	09 24 04 043 90	nipple	1.00	2
3	09 28 30 032-33	cover	1.00	30
10	04 11 04 030 00 90	connection	2.00	2
9	90 15 05 064 00 90	cartridge	1.00	2
15	09 23 10 048-33	nut	2.00	30
31	09 20 62 031-33	handle	1.00	30
20	09 11 84 012-33	spout	1.00	30
7	09 24 04 296 90	nut	1.00	2
6	09 14 10 190 90	seal	1.00	2
29	09 14 10 101 90	seal	1.00	2
17	09 14 10 003 90	seal	1.00	2
5	09 14 10 102 90	seal	1.00	2
1	09 20 84 021-33	handle	1.00	30
12	09 14 10 119 90	seal	2.00	2
25	90 23 01 141 00 90	back-flow preventer	1.00	2
19	90 14 10 011 00 90	seal	1.00	2
22	90 21 02 069 00-33	cover	1.00	30
8	90 28 10 148 00 90	accessories	1.00	2
24	90 14 10 032 00 90	seal	1.00	2
2	90 31 11 030 00 90	pin	2.00	2
13	09 29 05 005 20 90	nipple	2.00	60