

## META Single-lever shower mixer for wall mounting - Chrome













META

33 300 660 Product version from 7/1/2023



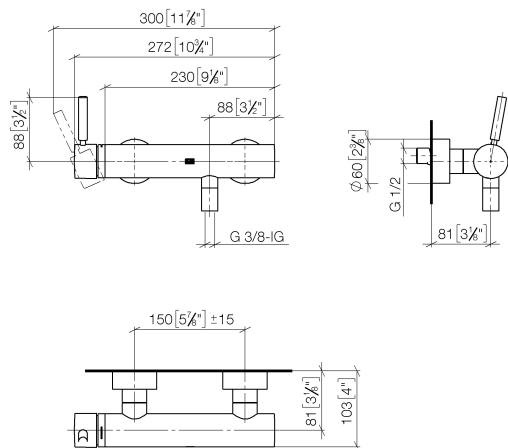
- 3/8" shower outlet
- slide-on rosettes Ø 60 mm
- 1/2" connection
- gauge 150 mm - 15 mm
- WRAS

Intrinsic protection against back flow.

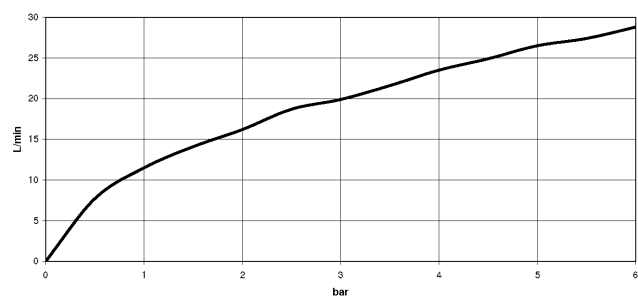
	Chrome	33 300 660-00
	Brushed Platinum	33 300 660-06
	Dark Chrome	33 300 660-19
	Light Gold	33 300 660-26
	Brushed Light Gold	33 300 660-27
	Matte Black	33 300 660-33
	Brushed Dark Brass	33 300 660-39
	Brushed Bronze	33 300 660-42
	Brushed Champagne (22kt Gold)	33 300 660-46
	Champagne (22kt Gold)	33 300 660-47
	Brushed Chrome	33 300 660-93
	Brushed Dark Platinum	33 300 660-99

33 300 660 Product version from 7/1/2023

mm [inches]



### Flow rate chart



### Codes & Standards

DIN 4109

EN 1717

EN 817

ISO 3822

Scottish Water  
Byelaws

UK Water Supply  
Regulations

Ü-Zeichen



META Single-lever shower mixer for wall mounting - Chrome

META

33 300 660 Product version from 7/1/2023

Certificates and sustainability

LGA_29	Belgaqua_21-025-2	DVGW_DW-6506DN0	WRAS_2205
--------	-------------------	-----------------	-----------

33 300 660 Product version from 7/1/2023

Parts for other  
finishes can be found  
here: Brushed  
Platinum



## Spare parts list

No.	Item Number	Name	Quantity used	Delivery time
	16 09 24 03 115 20-00	nipple	1.00	10
	1 90 20 66 007 00-00	handle	1.00	10
	9 09 14 10 119 90	seal	2.00	2
	13 09 18 40 059-00	sleeve	2.00	10
	2 09 28 30 032-00	cover	1.00	10
	4 09 24 04 296 90	nut	1.00	2
	11 09 14 10 008 90	seal	2.00	2
	3 09 14 10 102 90	seal	1.00	2
	8 09 27 62 004-00	rosette	2.00	10
	12 09 23 10 048-00	nut	2.00	10
	6 90 15 05 064 00 90	cartridge	1.00	2
	7 04 11 04 030 00 90	connection	2.00	2
	17 90 21 02 069 00-00	cover	1.00	10
	15 90 14 10 032 00 90	seal	1.00	2
	5 90 28 10 148 00 90	accessories	1.00	2
	10 09 29 05 005 20 90	nipple	2.00	60
	14 90 23 01 141 00 90	back-flow preventer	1.00	2