

LISSÉ Single-lever shower mixer for wall mounting - Chrome

LISSÉ








33 300 845

Product version from 3/9/2016 to 7/17/2018



- 3/8" shower outlet
 - slide-on rosettes Ø 60 mm
 - 1/2" connection
 - gauge 150 mm - 15 mm
 - WRAS

Intrinsic protection against back flow.

| | | |
|---|-----------------------|---------------|
|  | Chrome | 33 300 845-00 |
|  | Brushed Platinum | 33 300 845-06 |
|  | Dark Chrome | 33 300 845-19 |
|  | Brushed Light Gold | 33 300 845-27 |
|  | Matte Black | 33 300 845-33 |
|  | Brushed Chrome | 33 300 845-93 |
|  | Brushed Dark Platinum | 33 300 845-99 |

33 300 845 Product version from 3/9/2016 to 7/17/2018

mm [inches]



Flow rate chart



Codes & Standards

| | | | |
|----------------|------------------------|-----------------------------|-----------|
| ASME A112.18.1 | cUPC | DIN 4109 | EN 1717 |
| ISO 3822 | Scottish Water Byelaws | UK Water Supply Regulations | Ü-Zeichen |



LISSE Single-lever shower mixer for wall mounting - Chrome

LISSE

33 300 845 Product version from 3/9/2016 to 7/17/2018

Certificates and sustainability

Belgaqua_21-025-2 LGA_9 WRAS_2207 IAPMO_4976 (

33 300 845 Product version from 3/9/2016 to 7/17/2018

Parts for other
finishes can be found
here: Brushed
Platinum



Spare parts list

| No. | Item Number | Name | Quantity used | Delivery time |
|-----|-----------------------|---------------------|---------------|---------------|
| | 10 04 11 04 030 00 90 | connection | 2.00 | 2 |
| | 1 09 20 84 021-00 | handle | 1.00 | 10 |
| | 11 09 27 62 004-00 | rosette | 2.00 | 10 |
| | 5 09 14 10 102 90 | seal | 1.00 | 2 |
| | 4 90 31 20 087 00-00 | plug | 1.00 | 10 |
| | 6 09 14 10 190 90 | seal | 1.00 | 2 |
| | 9 90 15 05 064 00 90 | cartridge | 1.00 | 2 |
| | 12 09 14 10 119 90 | seal | 2.00 | 2 |
| | 16 09 18 40 059-00 | sleeve | 2.00 | 10 |
| | 15 09 23 10 048-00 | nut | 2.00 | 10 |
| | 17 90 23 01 040 00 90 | back-flow preventer | 1.00 | 2 |
| | 3 09 28 30 032-00 | cover | 1.00 | 10 |
| | 7 09 24 04 296 90 | nut | 1.00 | 2 |
| | 14 09 14 10 008 90 | seal | 2.00 | 2 |
| | 19 09 24 03 115 20-00 | nipple | 1.00 | 10 |
| | 13 09 29 05 005 20 90 | nipple | 2.00 | 60 |
| | 20 90 21 02 069 00-00 | cover | 1.00 | 10 |
| | 18 90 14 10 032 00 90 | seal | 1.00 | 2 |
| | 8 90 28 10 148 00 90 | accessories | 1.00 | 2 |
| | 2 90 31 11 030 00 90 | pin | 1.00 | 2 |