





# DORNBACHT YARRE Single-lever basin mixer with pop-up waste - Soft Black

33 501 832

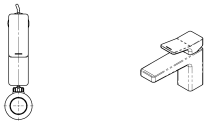
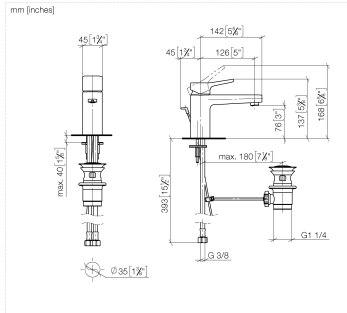


- 120mm projection
- fixed spout
- circular, air-enriched flow
- height of mixer 126 mm
- height up to aerator 80 mm
- hole diameter 35 mm
- 2x screw-in M 8 x 1 pressure hose, leak-tested
- max. flow 6.8 l/min

	Soft Black	33 501 832-69
	Chrome	33 501 832-00

DORNBRACHT YARRE Single-lever basin mixer with pop-up waste - Soft Black

33 501 832



### Flow rate chart

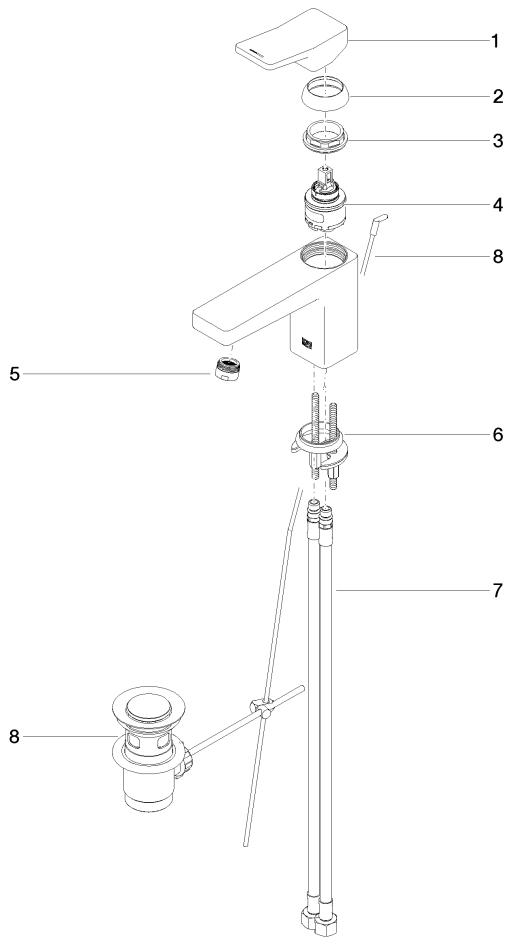


## Certificates

AbP\_10165. ACS\_23 ACC NY WRAS\_240104004.  
491.

DORNBACHT YARRE Single-lever basin mixer with pop-up waste - Soft Black

33 501 832  
Parts for other  
finishes can be found  
here: [Chrome](#)



Spare parts list

No.	Item Number	Name	Quantity used	Delivery time
1	90 20 83 004 00-69	handle	1	2
2	90 21 02 400 00-69	cover	1	2
3	90 23 10 140 00 90	nut	1	2
4	90 15 05 502 00 90	cartridge	1	2
5	90 23 01 177 00-69	aerator	1	2
6	90 30 11 504 00 90	fixing set	1	2
7	90 30 04 110 02 90	hose	2	2
8	90 11 01 200 00-69	pop-up waste	1	2