







CL.1 Single-lever basin mixer without pop-up waste - Brushed Dark Platinum

CL.1

33 521 705 Product version from 3/9/2015 to 5/15/2020



- 173mm projection
- fixed spout
- rectangular spray pattern with 40 individual jets
- height of mixer 226 mm
- base 56 x 52mm
- height up to aerator 212 mm
- hole diameter 35 mm
- 2x screw-in M 8 x 1 pressure hose, leak-tested
- max. flow 4 l/min
- lead-free
- WRAS
- This product can help a building meet the requirements of Green Building Rating Systems, e.g. LEED®, BREEAM®, DGNB

	Brushed Dark Platinum	33 521 705-99
	Chrome	33 521 705-00
	Brushed Platinum	33 521 705-06
	Dark Chrome	33 521 705-19
	Brushed Champagne (22kt Gold)	33 521 705-46
	Champagne (22kt Gold)	33 521 705-47

33 521 705 Product version from 3/9/2015 to 5/15/2020

mm [inches]



Flow rate chart



Codes & Standards

DIN 4109

Executive Order
no. 1007

ISO 3822

Scottish Water
Byelaws

UK Water Supply
Regulations

Ü-Zeichen



CL.1 Single-lever basin mixer without pop-up waste - Brushed Dark Platinum

CL.1

33 521 705 Product version from 3/9/2015 to 5/15/2020

Certificates and sustainability

LGA_28

GDV_0400

WRAS_1612

CL.1 Single-lever basin mixer without pop-up waste - Brushed Dark Platinum

CL.1

33 521 705 Product version from 3/9/2015 to 5/15/2020

Parts for other
finishes can be found
here: [Chrome](#)



Spare parts list

No.	Item Number	Name	Quantity used	Delivery time
14	09 31 11 012 90	pin	1.00	2
8	09 20 67 010-99	handle	1.00	20
15	04 30 11 038 75 90	fixing set	1.00	2
2	90 15 05 042 00 90	cartridge	1.00	2
1	90 11 70 001 00-99	spout	1.00	20
3	09 31 11 152 90	pin	1.00	2
11	04 30 04 018 00 90	hose	2.00	60
12	09 23 01 034 90	flow reducer	1.00	2
4	09 14 10 137 90	seal	1.00	2
5	09 24 04 294 90	sleeve	1.00	2
7	09 28 30 029-99	cover	1.00	20
13	04 31 20 039 11 90	plug	1.00	2
9	90 31 11 030 00 90	pin	1.00	2
10	90 31 20 109 00 90	plug	1.00	2
6	90 14 10 063 00 90	seal	1.00	2